J.PRÖPSTER GmbH

over 30 years J.P since 1979

External lightning protection

Insulated lightning protection

Earthing material

Surge protection



LIGHTNING PROTECTION J.PRÖPSTER MADE IN GERMANY

МЪЛНИЯТА®

Магазин за мълниезащита

032 / 52 52 15

+359 893 52 52 66

e-mail : info@магазинмълнията.com

www.магазинмълнията.com

Our promise

"Always safely one idea ahead!"

not only encompasses innovations and inventions, but also simplified work processes, safety and quality at extremely stable prices, and high availability.



Quality is also a priority for us when offering support on projects and providing you with favourably priced custom-built components and a perfect delivery service.

Our free winter seminars, which are training sessions and not sales events, are always well-visited and get great feedback.

Since our company was founded more than 30 years ago, you as the customer have been at the heart of our thinking and actions. In order to offer you price stability, we have expanded our warehouse capacity by a new building with a storage area of over 3000 m².



Factory I - Neumarkt: New warehouse 2012

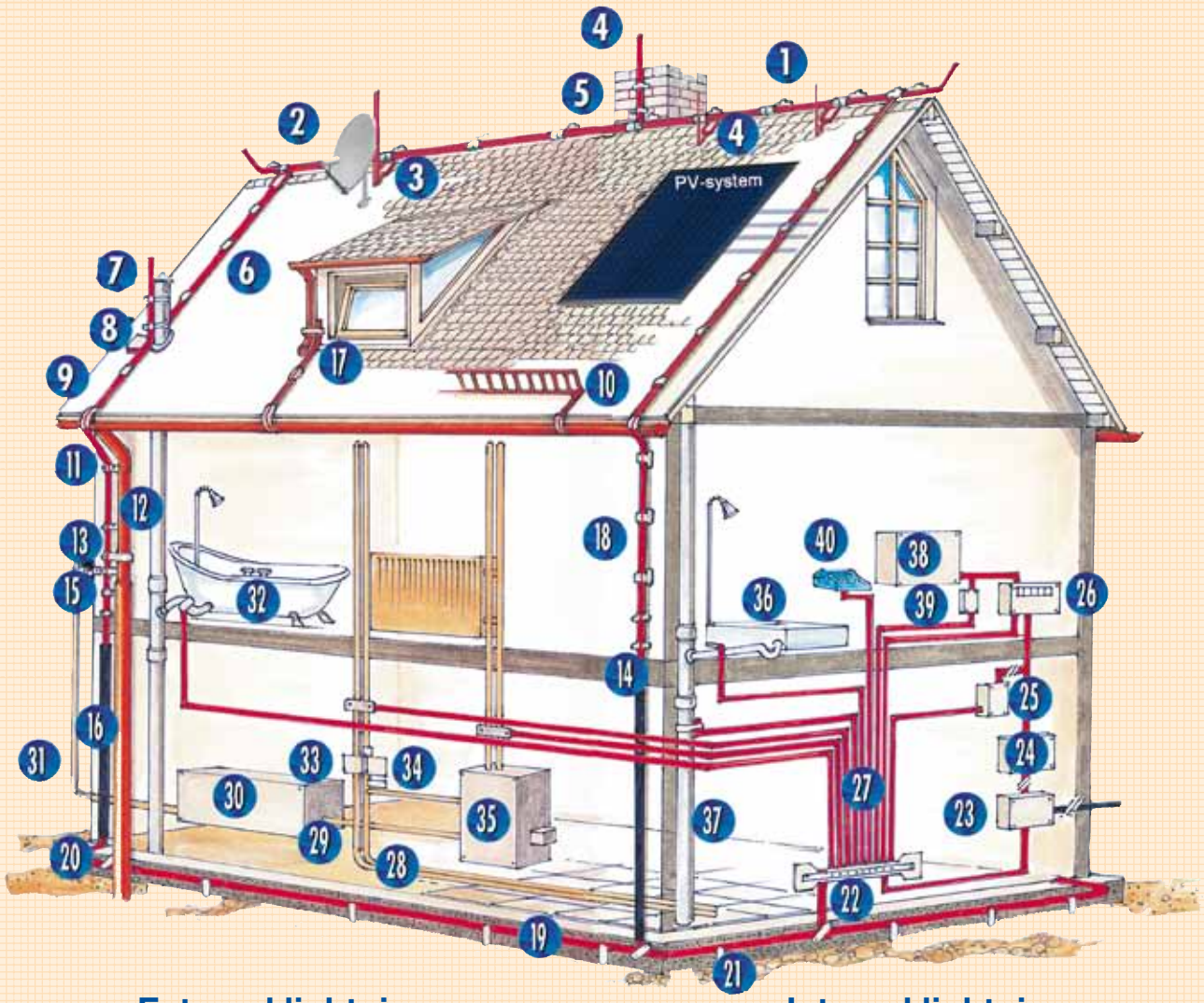

External lightning protection system

1 Roof conductor holder for ridge tiles
2 Multi-clamp
3 Air termination rod with insulated stand-off
4 Air termination rod
5 Rod holder
6 Roof conductor holder
7 Pipe clamp
8 KS clamp
9 Gutter clamp
10 Snow guard clamp
11 Wall conductor holder
12 Downpipe conductor fastener
13 Isolating spark gap
14 Disconnecting clamp flat/round
15 Tape conductor holder
16 Insulation
17 Saddle clamp
18 Down conductor
19 Earth electrode
20 Diagonal-cross clamp
21 Spacer for conductor

Internal lightning protection system

22 Main earthing terminal
23 House connection box
24 Electricity meter
25 Surge arrester
26 Distribution board
27 Equipotential bonding conductor
28 Water supply
29 Gas supply
30 Oil tank
31 Oil tank ventilation
32 Bathtub
33 Gas meter
34 Water meter
35 Central heating
36 Shower
37 Wastewater pipe
38 Electronic device
39 Surge arrester type 3
40 Telephone system

Wall and roof conductor holders



Niro-Clip conductor fastener

The **original-Niro-Clip**, the first stainless steel Clip in lightning protection, is a multifunctional fastener system for all round conductor attachments to roofs and walls.

Since its invention by J.PRÖPSTER in 1984, the Niro-Clip has been extremely successful. The unique construction of the patented orginal Niro-Clip has many benefits.

Benefits:

- Maximal mechanical strength.
- 100% weather resistant
- Easy handling: simply push in the round conductor and it is secured as if it were screwed on.

Example of application:



Special features:

The Niro-Clip System is available in 2 different designs

- ***Niro-Clip Type A*** = ***f*ixed conductor leading** - round conductor is clamped down as securely as if it were screwed.
- ***Niro-Clip Type B*** = ***l*oose conductor leading** - round conductor can shift inside fastener e.g. when round conductor expands.

Note:
Round conductor can be removed with the special tool (Ord. no. 1049; page 92)



Components for conductors ø 10 mm available on request.

Niro-Clip conductor fastener



Ord. no. 111 001

Niro-Clip conductor fastener NEW!



Ord. no. 111 501

Niro-Clip conductor fastener

for fixing round conductor to walls. Fastener and base made of metal.

Specification **fastener / base**	Bore / thread	Fit *)	PU	Ord. no.
Stainless steel V2A / Stainless steel V2A	ø 6.5 mm	ø 8 mm / *Type A*	200	111 001
Stainless steel V2A / Stainless steel V2A	ø 6.5 mm	ø 8 mm / *Type B*	200	110 090
Stainless steel V2A coppered / Copper	ø 6.5 mm	ø 8 mm / *Type A*	200	111 002
Stainless steel V2A coppered / Copper	ø 6.5 mm	ø 8 mm / *Type B*	200	110 091
Stainless steel V2A / Stainless steel V2A	M6	ø 8 mm / *Type A*	200	111 005
Stainless steel V2A / Stainless steel V2A	M6	ø 8 mm / *Type B*	200	110 095
Stainless steel V2A coppered / Copper	M6	ø 8 mm / *Type A*	200	111 006
Stainless steel V2A coppered / Copper	M6	ø 8 mm / *Type B*	200	110 096
Stainless steel V2A / Stainless steel V2A	ø 7 mm	ø 10 mm / *Type A*	200	110 090 S
Stainless steel V2A / Stainless steel V2A	M6	ø 10 mm / *Type A*	200	110 095 S

For washer and spacer see page 36

Niro-Clip conductor fastener **-raised version-** (Cond. height up to: 36 mm)

for fixing round conductors to walls. Fastener and base made of metal.

Specification **fastener / base**	Bore / thread	Fit *)	PU	Ord. no.
Stainless steel V2A / Stainless steel V2A	ø 6.5 mm	ø 8 mm / *Type* A	100	111 501 NEW!
Stainless steel V2A / Stainless steel V2A	ø 6.5 mm	ø 8 mm / *Type* B	100	111 505 NEW!
Both stainless steel V2A coppered	ø 6.5 mm	ø 8 mm / *Type* A	100	111 502 NEW!
Both stainless steel V2A coppered	ø 6.5 mm	ø 8 mm / *Type* B	100	111 506 NEW!
Stainless steel V2A / Stainless steel V2A	M6	ø 8 mm / *Type* A	100	111 503 NEW!
Stainless steel V2A / Stainless steel V2A	M6	ø 8 mm / *Type* B	100	111 507 NEW!
Both stainless steel V2A coppered	M6	ø 8 mm / *Type A*	100	111 504 NEW!
Both stainless steel V2A coppered	M6	ø 8 mm / *Type B*	100	111 508 NEW!
Stainless steel V2A / Stainless steel V2A	ø 7 mm	ø 10 mm / *Type A*	100	111 509 NEW!
Stainless steel V2A / Stainless steel V2A	M6	ø 10 mm / *Type A*	100	111 510 NEW!

*) ***Type A (fI)*** = *f*ixed conductor leading; ***Type B (lI)*** = *l*oose conductor leading

Niro-Clip conductor fastener with washer, screw and ø 8 mm dowel.

Specification **fastener / base**	Height	Fit *)	PU	Ord. no.
Stainless steel V2A / Stainless steel V2A	18 mm	ø 8 mm / *Type A*	100	111 031
Stainless steel V2A / Stainless steel V2A	17 mm	ø 8 mm / *Type B*	100	110 080
Stainless steel V2A coppered / Copper	18 mm	ø 8 mm / *Type A*	100	111 032
Stainless steel V2A coppered / Copper	17 mm	ø 8 mm / *Type B*	100	110 081
Stainless steel V2A / Stainless steel V2A	42 mm	ø 8 mm / *Type A*	50	110 500
Stainless steel V2A / Stainless steel V2A	41 mm	ø 8 mm / *Type B*	50	110 501
Both stainless steel V2A coppered	42 mm	ø 8 mm / *Type A*	50	110 502
Both stainless steel V2A coppered	41 mm	ø 8 mm / *Type B*	50	110 503

Niro-Clip conductor fastener, for fixing round conductors to walls.
Fastener made of stainless steel V2A, base made of Polyamid 6 (PA 6).

Specification **fastener / base**	Bore / thread	Fit	PU	Ord. no.
Stainless steel V2A / PA 6-base grey	ø 7 mm	ø 8 mm	100	111 003
Stainless steel V2A / PA 6-base brown	ø 7 mm	ø 8 mm	100	111 004
Stainless steel V2A / PA 6-base grey	M6	ø 8 mm	100	111 007

Niro-Clip conductor fastener with screw, base made of Polyamid 6 (PA 6).

Specification **fastener / base**	Height	Fit	PU	Ord. no.
Stainless steel V2A / PA 6 grey	18 mm	ø 8 mm	100	111 029
Stainless steel V2A / PA 6 brown	18 mm	ø 8 mm	100	111 030

Niro-Clip cover cap, additional locking and edge protection.

Specification	PU	Ord. no.
Stainless steel V2A	100	111 000
Stainless steel V2A coppered	100	110 999

Screw cap conductor fastener (SK) with washer, screw and dowel.

Specification	Height	Fit	PU	Ord. no.
Aluminium	17 mm	ø 8 mm	100	1010
Aluminium	27 mm	ø 8 mm	100	1011
Copper-alloy	17 mm	ø 8 mm	100	1014
Copper-alloy	27 mm	ø 8 mm	100	1015

Also available without screw and dowel.

Plastic conductor fastener -discontinued model- for fixing round conductors to walls. Conductor fastener for low load, made of Nylon. Additional ø e.g. 6 or 10 mm on request.

Specification		Height	Fit	PU	Ord. no.
Grey	M6 thread	22 mm	ø 8 mm	100	1152
Grey	M8 thread	22 mm	ø 8 mm	100	1153
Copper-coloured	M6 thread	22 mm	ø 8 mm	100	1158
Copper-coloured	M8 thread	22 mm	ø 8 mm	100	1159
Grey	M6 thread	40 mm	ø 8 mm	100	1150
Copper-coloured	M6 thread	40 mm	ø 8 mm	100	1151
Grey	Dowel 6 x 35 mm	22 mm	ø 8 mm	100	1154
Grey	Dowel 8 x 35 mm	22 mm	ø 8 mm	100	1155

*) ***Type A (fl)*** = fixed conductor leading; ***Type B (ll)*** = loose conductor leading

Niro-Clip conductor fastener




Ord. no. 111 031 Ord. no. 110 502

Niro-Clip conductor fastener




Ord. no. 111 003 Ord. no. 111 004

Niro-Clip conductor fastener




Ord. no. 111 029 Ord. no. 111 030

Niro-Clip cover cap

Example of application:




Ord. no. 111 000

Screw cap conductor fastener (SK)




Ord. no. 1010 Ord. no. 1014

Plastic conductor fastener




Ord. no. 1152 Ord. no. 1154

Conductor fastener

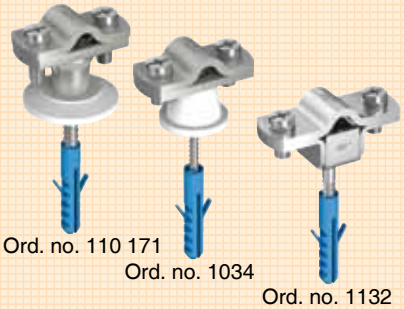

Ord. no. 110 171

Ord. no. 1034

Ord. no. 1132

Conductor fastener



Ord. no. 110 069

Ord. no. 110 160

Ord. no. 1137

Conductor fastener

with fixed pin

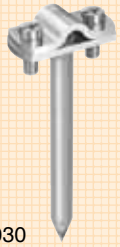

Ord. no. 2030

with loose pin



Ord. no. 110 045

Conductor fastener

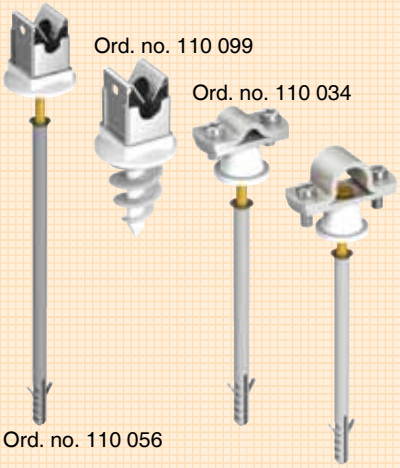

Ord. no. 110 099

Ord. no. 110 034

Ord. no. 110 056

Ord. no. 110 038

Conductor fastener for round conductor ø 8-10 mm, mounted with screw M6 V2A, washer or spacer, fastening screw and ø 8 mm dowel.

Specification	Fastener	Female thread	Height	PU	Ord. no.
Zinc die-cast	Steel, hot galv.	M8	24 mm	100	110 171
Zinc die-cast	Stainl. st. V2A	M8	24 mm	100	110 180
Red brass	Copper	M8	24 mm	100	110 172
Steel, hot galvanized - plastic	Steel, hot galv.		20 mm	100	1034
Aluminium - plastic	Aluminium		20 mm	100	1033
Copper - plastic	Copper		20 mm	100	1032
Stainless steel V2A - plastic	Stainl. st. V2A		20 mm	100	1031
Stainless steel V2A	Stainl. st. V2A		15 mm	100	1132

Conductor fastener for round conductor ø 8-10 mm, mounted with screw M6 V2A.

Specification	Fastener	Female thread	Height	PU	Ord. no.
Zinc die-cast	Steel, hot galv.	M6	20 mm	100	110 069
Zinc die-cast	Stainl. st. V2A	M6	20 mm	100	110 188
Zinc die-cast	Steel, hot galv.	M8	20 mm	100	110 071
Zinc die-cast	Stainl. st. V2A	M8	20 mm	100	110 189
Zinc die-cast with washer	Steel, hot galv.	M6	23 mm	100	110 160
Zinc die-cast with washer	Stainl. st. V2A	M6	23 mm	100	110 190
Zinc die-cast with washer	Steel, hot galv.	M8	23 mm	100	110 161
Zinc die-cast with washer	Stainl. st. V2A	M8	23 mm	100	110 191
Red brass	Copper	M8	20 mm	100	110 072
Stainless steel V2A	Stainl st. V2A	M8	15 mm	100	1137

Conductor fastener **with fixed** or **loose pin** for round conductor ø 8-10 mm, mounted with screw M6 V2A

Specification with fixed pin	Length	PU	Ord. no.
Steel, hot galvanized	100 mm	100	1038
Steel, hot galvanized	150 mm	50	1039
Copper-alloy	100 mm	100	1035
Copper-alloy	120 mm	100	1036
Copper-alloy	150 mm	50	1037
Stainless steel V2A	100 mm	50	2030

Specification with loose pin	Length	PU	Ord. no.
Aluminium with steel pin	70 mm	100	110 270
Aluminium with steel pin	100 mm	100	110 271
Aluminium with steel pin	150 mm	50	110 272
Steel, hot galvanized with steel pin	70 mm	100	110 050
Steel, hot galvanized with steel pin	100 mm	100	110 045
Steel, hot galvanized with steel pin	150 mm	50	110 047
Stainless steel V2A with stainless steel pin	100 mm	100	110 276
Stainless steel V2A with stainless steel pin	150 mm	50	110 277
Copper with stainless steel pin	100 mm	100	110 280
Copper with stainless steel pin	150 mm	50	110 281

Conductor fastener for insulated walls with insulation thickness of 40-170 mm.

Specification	Insulation thickness	Fit	PU	Ord. no.
Conductor fastener *)				
Niro-Clip stainless steel V2A	up to 60 mm	ø 8 mm */Type A*	50	110 030
Niro-Clip copper	up to 60 mm	ø 8 mm */Type A*	50	110 031
Niro-Clip stainless steel V2A	up to 120 mm	ø 8 mm */Type A*	50	110 056
Niro-Clip stainless steel V2A	up to 170 mm	ø 8 mm */Type B*	50	110 056 S3
Niro-Clip stainless steel V2A with dowel	min. 50 mm	ø 8 mm */Type B*	50	110 099
Fastener aluminium	up to 60 mm	ø 8 mm	50	110 034
Fastener aluminium	up to 170 mm	ø 8 mm	50	110 034 S3
Fastener copper	up to 60 mm	ø 8 mm	50	110 035
Rod holder				
Fastener aluminium	up to 60 mm	ø 16 mm	50	110 038
Fastener aluminium	up to 170 mm	ø 16 mm	50	110 038 S1

Fastener for additional insulation thicknesses available on request!

*) ***Type A (fl)*** = *f*ixed conductor *l*eading; ***Type B (ll)*** = *l*oose conductor *l*eading

Downpipe conductor fastener with beading for ø 8 mm, to install conductors behind downpipes. **Benefit:** No additional wall fastener required! Fast, clean installation without drilling.

Specification	Diameter of pipe	PU	Ord. no.
With M6 bolt and nut			
Steel, hot galvanized	ø 80 mm	25	111 222
Steel, hot galvanized	ø 100 mm	25	111 225
Steel, hot galvanized	ø 120 mm	25	111 227
Copper	ø 80 mm	25	111 232
Copper	ø 100 mm	25	111 235
Copper	ø 120 mm	25	111 237
Aluminium	ø 100 mm	25	111 265
Aluminium	ø 110 mm	25	111 266
Aluminium	ø 120 mm	25	111 267
With M6 bolt and through-hole thread (without nut)			
Steel, hot galvanized	ø 80 mm	25	111 222 G
Steel, hot galvanized	ø 100 mm	25	111 225 G
Steel, hot galvanized	ø 120 mm	25	111 227 G
Copper	ø 80 mm	25	111 232 G
Copper	ø 100 mm	25	111 235 G
Copper	ø 120 mm	25	111 237 G
Aluminium	ø 100 mm	25	111 265 G
Aluminium	ø 110 mm	25	111 266 G
Aluminium	ø 120 mm	25	111 267 G

Additional diameters on request!

Universal downpipe conductor fastener, to install conductors behind downpipes. **Benefit:** No additional wall fastener required! Fast, clean installation without drilling.

Specification	Diameter of pipe	PU	Ord. no.
Stainless steel V2A	ø 60-120 mm	50	110 250
Stainless steel V2A	ø 80-150 mm	50	110 251
Stainless steel V2A (without strip)	--	50	110 249
Copper	ø 60-120 mm	50	110 252
Copper	ø 80-150 mm	50	110 253

Stainless steel - tensioning strap
in practical cut-to length packaging

Specification	Length	Fit	PU	Ord. no.
Strip stainless steel V2A	25m	15 x 0.4 mm	1	110 248

Downpipe conductor fastener with beading for ø 8-10 mm, to install conductors behind downpipes. **Benefit:** No additional wall fastener required! Fast, clean installation without drilling.

Specification	Diameter of pipe	PU	Ord. no.
Steel, hot galvanized	ø 80/90/100/110/120 mm	25	110 255
Aluminium	ø 80/90/100/110/120 mm	25	110 256
Copper	ø 80/90/100/110/120 mm	25	110 257
Stainless steel V2A	ø 80/90/100/110/120 mm	25	110 258

Downpipe conductor fastener with beading for ø 8-10 mm, to install conductors behind downpipes. **Benefit:** No additional wall fastener required! Fast, clean installation without drilling.

Specification	Dimensons of pipe	PU	Ord. no.
Steel, hot galvanized	80 x 80 mm	25	911 654
Steel, hot galvanized	100 x 100 mm	25	911 280
Aluminium	80 x 80 mm	25	911 654 S
Aluminium	100 x 100 mm	25	911 280 S
Copper	80 x 80 mm	25	913 610
Copper	100 x 100 mm	25	913 611

Conductor fastener for insulated mounting
of earth lead-in rods and terminal lugs to the downpipes.

Specification	Fit of holder	PU	Ord. no.
Stainless steel V2A	ø 16 mm	50	111 396
Benefits: universally mountable to the downpipe conductor fasteners with a M8 hexagonal screw (e.g. Ord. no. 111 213, 111 120 or 111 391).	ø 10 mm	50	111 397
	fl. 30 mm	50	111 398
	ø 13 mm	50	111 399

Note: For pipe clamps for fixing the conductor fastener to the downpipe see page 68 - 69.

Downpipe conductor fastener with beading
with M6 nut



Ord. no. 111 265

with M6 through thread



Ord. no. 111 225 G

Universal downpipe conductor fastener



Ord. no. 110 250



Ord. no. 110 249



Ord. no. 110 248

Downpipe conductor fastener with beading



Ord. no. 110 256

Downpipe conductor fastener with beading



Ord. no. 911 280

Conductor fastener



Ord. no. 111 396



Ord. no. 111 398

Example of application:



Rod holder

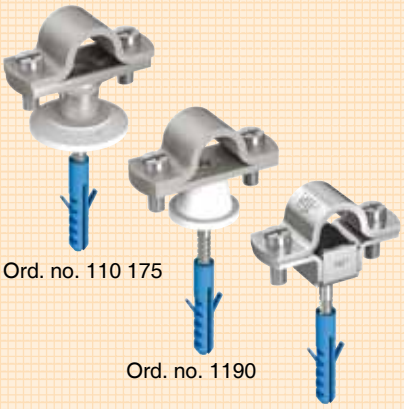

Ord. no. 110 175

Ord. no. 1190

Ord. no. 1142

Rod holder for fixing air termination rods and earth lead-in rods, with screws M6 V2A, washer or spacer, fixing screw and ø 8 mm dowel.

Specification	Fastener	Fem. thread	Fit	Height	PU	Ord. no.
Zinc die-cast	Steel, hot galv.	M8	ø16 mm	24 mm	50	110 175
Zinc die-cast	Stainl. st. V2A	M8	ø16 mm	24 mm	50	110 182
Red brass	Copper	M8	ø16 mm	24 mm	50	110 176
Zinc die-cast	Steel, hot galv.	M8	ø13 mm	24 mm	50	110 187
Zinc die-cast	Stainl. st. V2A	M8	ø13 mm	24 mm	100	110 183
Steel, hot galv. - plastic	Steel, hot galv.		ø16 mm	20 mm	100	1190
Aluminium - plastic	Aluminium		ø16 mm	20 mm	100	1187
Copper - plastic	Copper		ø16 mm	20 mm	100	1188
Stainless steel V2A - plastic	Stainl. st. V2A		ø16 mm	20 mm	100	1189
Steel, hot galv. - plastic	Steel, hot galv.		ø13 mm	20 mm	100	1194
Stainless steel V2A	Stainl. st. V2A		ø16 mm	15 mm	100	1142

Rod holder



Ord. no. 110 073

Ord. no. 110 164

Ord. no. 1147

Rod holder for fixing air termination rods and earth lead-in rods, with screws M6 V2A.

Specification	Fastener	Fem. thread	Fit	Height	PU	Ord. no.
Zinc die-cast	Steel, hot galv.	M6	ø16 mm	20 mm	100	110 073
Zinc die-cast	Stainl. st. V2A	M6	ø16 mm	20 mm	100	110 196
Zinc die-cast	Steel, hot galv.	M8	ø16 mm	20 mm	100	110 075
Zinc die-cast	Stainl. st. V2A	M8	ø16 mm	20 mm	100	110 197
Zinc die-cast with washer	Steel, hot galv.	M6	ø16 mm	23 mm	100	110 164
Zinc die-cast with washer	Stainl. st. V2A	M6	ø16 mm	23 mm	100	110 198
Zinc die-cast with washer	Steel, hot galv.	M8	ø16 mm	23 mm	100	110 165
Zinc die-cast with washer	Stainl. st. V2A	M8	ø16 mm	23 mm	100	110 199
Red brass	Copper	M8	ø16 mm	20 mm	100	110 076
Zinc die-cast	Steel, hot galv.	M8	ø13 mm	20 mm	100	110 087
Zinc die-cast	Stainl. st. V2A	M8	ø13 mm	20 mm	100	110 179
Stainless steel V2A	Stainl. st. V2A	M8	ø16 mm	15 mm	100	1147

Rod holder

with fixed pin



Ord. no. 1195

with loose pin

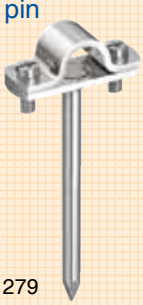

Ord. no. 110 279

Rod holder **with fixed** or **loose pin,** for fixing air termination rods and earth lead-in rods, mounted with screws M6 V2A.

Specification with fixed pin	Fit	Length	PU	Ord. no.
Steel, hot galvanized	ø16 mm	100 mm	50	1195
Steel, hot galvanized	ø16 mm	150 mm	50	1196
Copper-alloy	ø16 mm	100 mm	100	1191
Copper-alloy	ø16 mm	120 mm	50	1192
Copper-alloy	ø16 mm	150 mm	50	1193

Specification with loose pin	Fit	Length	PU	Ord. no.
Steel, hot galvanized with steel pin	ø16 mm	100 mm	100	110 046
Steel, hot galvanized with steel pin	ø16 mm	150 mm	50	110 048
Stainless steel V2A with stainless steel pin	ø16 mm	100 mm	100	110 278
Stainless steel V2A with stainless steel pin	ø16 mm	150 mm	50	110 279
Copper with stainless steel pin	ø16 mm	100 mm	100	110 282
Copper with stainless steel pin	ø16 mm	150 mm	50	110 283

Conductor holder



Ord. no. 110 265

Conductor holder for fixing cables ø 10.5 - 14 mm, with button head screw V2A and ø 8 mm dowel.

Specification	Fit	PU	Ord. no.
Stainless steel V2A	ø 10.5 - 14 mm	100	110 265

Tape conductor holder for 30 mm wide flat strips.

Benefit: less work - insert the strip, bend the lug - ready

Specification	Fit	PU	Ord. no.
Stainless steel V2A with stock screw and ø 8 mm dowel	fl. 30 mm	100	1178
Stainless steel V2A	fl. 30 mm	100	1178 S

Example of application:



Tape conductor holder for 30 mm wide flat strip, with screws M6 V2A, washer or base, fixing screw and ø 8 mm dowel.

Specification	Fastener	Fem. thread	Height	PU	Ord. no.
Zinc die-cast	Steel, hot galv.	M8	24 mm	100	110 178
Zinc die-cast	Stainl. st. V2A	M8	24 mm	100	110 181
Steel, hot galvanized - plastic	Steel, hot galv.		20 mm	100	1183
Aluminium - plastic	Aluminium		20 mm	100	1185
Stainless steel V2A - plastic	Stainl. st. V2A		20 mm	100	1184
Stainless steel V2A	Stainl. st. V2A		15 mm	100	1121

For 40 mm wide flat strips on request.

Tape conductor holder for 30 mm wide flat strip, with screws M6 V2A.

Specification	Fastener	Fem. thread	Height	PU	Ord. no.
Zinc die-cast	Steel, hot galv.	M6	20 mm	100	110 077
Zinc die-cast	Steel, hot galv.	M8	20 mm	100	110 078
Zinc die-cast with washer	Steel, hot galv.	M6	23 mm	100	110 162
Zinc die-cast with washer	Stainl. st. V2A	M6	23 mm	100	110 194
Zinc die-cast with washer	Steel, hot galv.	M8	23 mm	100	110 163
Zinc die-cast with washer	Stainl. st. V2A	M8	23 mm	100	110 195
Stainless steel V2A	Stainl. st. V2A	M8	15 mm	100	1128

For 40 mm wide flat strips on request.

Tape conductor holder with button head screw V2A and ø 8 mm dowel

Specification	Height	Fit	PU	Ord. no.
Steel, hot galvanized	15 mm	fl. 30 mm	100	1180
Steel, hot galvanized	15 mm	fl. 40 mm	100	2037
Copper	15 mm	fl. 30 mm	100	1182
Copper	15 mm	fl. 40 mm	100	2039
Stainless steel V2A	15 mm	fl. 30 mm	100	1181

Tape conductor holder for wall mounting, with M8 screw and claming bracket.

Specification	Slot width	Distance to wall	PU	Ord. no.
Steel, hot galvanized	10 mm	18 mm	50	911 314
Copper	10 mm	18 mm	50	911 576
Stainless steel V2A	10 mm	18 mm	50	911 575

Tape conductor holder

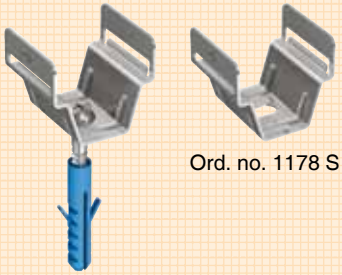

Ord. no. 1178 S

Ord. no. 1178

Tape conductor holder

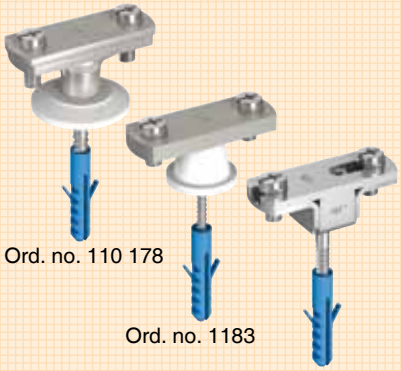

Ord. no. 110 178

Ord. no. 1183

Ord. no. 1121

Tape conductor holder



Ord. no. 110 077

Ord. no. 110 162

Ord. no. 1128

Tape conductor holder



Ord. no. 1181

Tape conductor holder



Ord. no. 911 314

Fastener


Ord. no. 110 002


Ord. no. 110 003


Ord. no. 110 008


Ord. no. 110 015


Ord. no. 110 009


Ord. no. 110 014

Accessories


Ord. no. 1042


Ord. no. 1046


Ord. no. 1047


Ord. no. 1048


Ord. no. 111 049


Ord. no. 111 047


Ord. no. 111 048


Ord. no. 110 098

Fastener

Specification	Hole spacing	Fit	Material	PU	Ord. no.
with two bore holes	28 mm	ø 8-10 mm	Aluminium	100	110 001
elongated hole ø 6.5 x 8.5 mm	38 mm	ø 8-10 mm	Aluminium	100	110 002
	38 mm	ø 16 mm	Aluminium	100	110 003
	28 mm	ø 8-10 mm	Copper	100	110 004
	38 mm	ø 16 mm	Copper	100	110 005
	28 mm	ø 8-10 mm	Stainl. st. V2A	100	110 006
	38 mm	ø 16 mm	Stainl. st. V2A	100	110 007
	38 mm	flat 30 mm	Aluminium	100	110 008
Fastener for strip (flat 30 mm), for fixing directly to walls			Stainless steel V2A	100	110 015

Specification	Material	PU	Ord. no.
with one ø 6.5 mm bore hole for flush-mounted installation of conductors ø 8 - 11 mm	Stainl. st. V2A	100	110 009
	Copper	100	110 010
with plastic dowel (ø 6 mm) for flush-mounted installation of conductors ø 8 - 11 mm	Stainless steel V2A	100	110 014

Washers and spacers

Specification	Length	Material	PU	Ord. no.
Washer		Plastic grey	100	1042
Washer		Plastic brown	100	1046
Washer for Niro-Clip		Plastic grey	100	1047
Washer for Niro-Clip		Plastic brown	100	1048
Washer		Stainl. steel V2A	100	111 049
Spacer		Plastic grey	100	111 047
Spacer		Plastic brown	100	111 048
Dowel for composite head insulation systems	90 mm	Plastic white	25	110 097
	50 mm	Plastic white	50	110 098

Screws see page 93.

Roof conductor holder system Niro-Clip

Roof conductor holder with clamping plate,
for bitumen shingles and slate roofs or for tiles with large clamping range.

Specification		Clamp. range	Fit	PU	Ord. no.
Base	**Fastener*)**				
Stainless steel V2A	Niro-Clip/ *Type A*	max. 5 mm	ø 8 mm	100	111 010
Stainless steel V2A	Niro-Clip/ *Type B*	max. 5 mm	ø 8 mm	100	111 011
Stainless steel V2A	Niro-Clip/ *Type A*	max. 18 mm	ø 8 mm	100	111 525
Stainless steel V2A	Niro-Clip/ *Type B*	max. 18 mm	ø 8 mm	100	111 527
Copper	Niro-Clip/ *Type A*	max. 5 mm	ø 8 mm	100	111 012
Copper	Niro-Clip/ *Type B*	max. 5 mm	ø 8 mm	100	111 013
Copper	Niro-Clip/ *Type A*	max. 18 mm	ø 8 mm	100	111 526
Copper	Niro-Clip/ *Type B*	max. 18 mm	ø 8 mm	100	111 528

PRÖ-COLOR Roof conductor holder
for bitumen shingles and slate roofs or for tiles with large clamping range.

Specification		Clamp. range	Fit	PU	Ord. no.
Base	**Fastener*)**				
Steel, hot galvanized /coated	Niro-Clip/ *Type A*	max. 5 mm	ø 8 mm	100	111 010 az
Steel, hot galvanized /coated	Niro-Clip/ *Type B*	max. 5 mm	ø 8 mm	100	111 011 az
Steel, hot galvanized /coated	Niro-Clip/ *Type A*	max. 18 mm	ø 8 mm	100	111 525 ro
Steel, hot galvanized /coated	Niro-Clip/ *Type A*	max. 18 mm	ø 8 mm	100	111 525 az
Steel, hot galvanized /coated	Niro-Clip/ *Type B*	max. 18 mm	ø 8 mm	100	111 527 ro
Steel, hot galvanized /coated	Niro-Clip/ *Type B*	max. 18 mm	ø 8 mm	100	111 527 az

Specifications:
- ro - colour of the conductor holder: red brown
- az - colour of the conductor holder: anthracite

Roof conductor holder with clamping plate **(clamping range max. 5 mm)**
for slate roofs; especially well-suited for later installation!

Specification		Length	Fit	PU	Ord. no.
Base	**Fastener*)**				
Stainless steel V2A with teeth	Niro-Clip/ *Type A*	180 mm	ø 8 mm	200	111 033
Stainless steel V2A with teeth	Niro-Clip/ *Type B*	180 mm	ø 8 mm	200	111 511
Stainless steel V2A without teeth	Niro-Clip/ *Type A*	180 mm	ø 8 mm	200	111 512
Stainless steel V2A without teeth	Niro-Clip/ *Type B*	180 mm	ø 8 mm	200	111 513
Copper with teeth	Niro-Clip/ *Type A*	180 mm	ø 8 mm	200	111 035
Copper with teeth	Niro-Clip/ *Type B*	180 mm	ø 8 mm	200	111 516

PRÖ-COLOR Roof conductor holder **(clamping range max. 5 mm)**
for slate roofs; especially well-suited for later installation!

Specification		Length	Fit	PU	Ord. no.
Base	**Fastener*)**				
Steel, hot galvanized/coated with teeth	Niro-Clip/ *Type A*	180 mm	ø 8 mm	200	111 033 az
Steel, hot galvanized/coated with teeth	Niro-Clip/ *Type B*	180 mm	ø 8 mm	200	111 511 az

Specification:
- az - color of the conductor holder in anthracite

Roof conductor holder with clamping jaws, for direct clamping
to smooth tiles, slabs and ridge tiles. **clamping range 9-15 mm**, clamp by twisting holder.

Specification		Height	Fit	PU	Ord. no.
Base	**Fastener*)**				
Stainless steel V2A	Niro-Clip/ *Type A*	30 mm	ø 8 mm	50	111 550
Stainless steel V2A	Niro-Clip/ *Type B*	29 mm	ø 8 mm	50	111 551
Copper	Niro-Clip/ *Type A*	30 mm	ø 8 mm	50	111 552
Copper	Niro-Clip/ *Type B*	29 mm	ø 8 mm	50	111 553
Stainless steel V2A	Niro-Clip/ *Type A*	52 mm	ø 8 mm	50	110 509
Stainless steel V2A	Niro-Clip/ *Type B*	51 mm	ø 8 mm	50	110 510
Copper	Niro-Clip/ *Type A*	52 mm	ø 8 mm	50	110 511
Copper	Niro-Clip/ *Type B*	51 mm	ø 8 mm	50	110 512

*) ***Type A (fI)*** = *f*ixed conductor l*e*ading; ***Type B (II)*** = *l*oose conductor l*e*ading

Roof conductor holder
with clamping plate & Niro-Clip



Ord. no. 111 010



Ord. no. 111 525

PRÖ COLOR

Roof conductor holder
with clamping plate & Niro-Clip

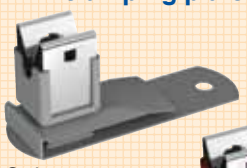

Ord. no. 111 010 az



Ord. no. 111 525 ro

Roof conductor holder
with clamping plate & Niro-Clip



Ord. no. 111 033

PRÖ COLOR

Roof conductor holder
with clamping plate & Niro-Clip



Ord. no. 111 033 az

Roof conductor holder
with clamping jaw & Niro-Clip



Ord. no. 111 550



Ord. no. 110 509

Roof conductor holder



Ord. no. 111 019



Ord. no. 111 020

Roof conductor holder for universal use.

Specification		Length	Fit	PU	Ord. no.
Bottom part	**Fastener*)**				
Stainless steel V2A	Niro-Clip/ *Type A*	210 mm	ø 8 mm	100	111 019
Stainless steel V2A	Niro-Clip/ *Type B*	210 mm	ø 8 mm	100	111 540
Stainless steel V2A	Niro-Clip/ *Type A*	280 mm	ø 8 mm	100	111 015
Stainless steel V2A	Niro-Clip/ *Type B*	280 mm	ø 8 mm	100	111 541
Stainless steel V2A	Niro-Clip/ *Type A*	410 mm	ø 8 mm	50	111 535
Stainless steel V2A	Niro-Clip/ *Type B*	410 mm	ø 8 mm	50	111 536
Copper	Niro-Clip/ *Type A*	210 mm	ø 8 mm	100	111 020
Copper	Niro-Clip/ *Type B*	210 mm	ø 8 mm	100	111 545
Copper	Niro-Clip/ *Type A*	280 mm	ø 8 mm	100	111 016
Copper	Niro-Clip/ *Type B*	280 mm	ø 8 mm	100	111 546
Copper	Niro-Clip/ *Type A*	410 mm	ø 8 mm	50	111 537

PRÖ COLOR

Roof conductor holder with Niro-Clip

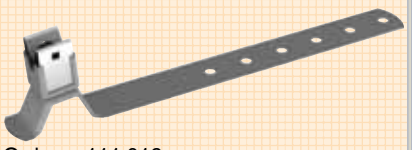

Ord. no. 111 019 az

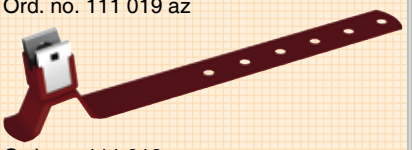

Ord. no. 111 019 ro

PRÖ-COLOR Roof conductor holder for universal use.

Specification		Length	Fit	PU	Ord. no.
Bottom part	**Fastener*)**				
Steel, hot galvanized/coated	Niro-Clip/ *Type A*	210 mm	ø 8 mm	100	111 019 az
Steel, hot galvanized/coated	Niro-Clip/ *Type B*	210 mm	ø 8 mm	100	111 540 az
Steel, hot galvanized/coated	Niro-Clip/ *Type A*	280 mm	ø 8 mm	100	111 015 az
Steel, hot galvanized/coated	Niro-Clip/ *Type B*	280 mm	ø 8 mm	100	111 541 az
Steel, hot galvanized/coated	Niro-Clip/ *Type A*	210 mm	ø 8 mm	100	111 019 ro
Steel, hot galvanized/coated	Niro-Clip/ *Type B*	210 mm	ø 8 mm	100	111 540 ro
Steel, hot galvanized/coated	Niro-Clip/ *Type A*	280 mm	ø 8 mm	100	111 015 ro
Steel, hot galvanized/coated	Niro-Clip/ *Type B*	280 mm	ø 8 mm	100	111 541 ro

Specifications:
- ro - colour of the conductor holder: red brown
- az - colour of the conductor holder: anthracite

J.Pröpster patented Roof conductor holder



Ord. no. 111 051

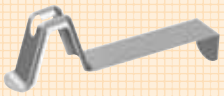

Ord. no. 111 052

Roof conductor holder for universal use. **Benefits**: one piece, no screws or plastic parts! Quick and easy installation! Made of corrosion resistant stainless steel!

Specification	Length	Fit	PU	Ord. no.
Stainless steel V2A	210 mm	ø 8 mm	200	111 050
Stainless steel V2A	280 mm	ø 8 mm	200	111 051
Stainless steel V2A	110 mm angled	ø 8 mm	200	111 052

Roof conductor holder with screw fastening



Ord. no. 1062

Roof conductor holder for universal use. Support riveted to holder.

Specification	Length	Fit	PU	Ord. no.
Stainless steel V2A with screw fastening	210 mm	ø 8 mm	100	1062
	280 mm	ø 8 mm	100	1063
	410 mm	ø 8 mm	50	1064
Copper with screw fastening	210 mm	ø 8 mm	100	1065
	280 mm	ø 8 mm	100	1066
	410 mm	ø 8 mm	50	1067

*) ***Type A (fl)*** = *f*ixed conductor *l*eading; ***Type B (ll)*** = *l*oose conductor *l*eading

Roof conductor holder for pantiled roofs.

Specification		Length	Fit	PU	Ord. no.
Bottom part	**Fastener*)**				
Stainless steel V2A	Niro-Clip/ *Type A*	120 mm	ø 8 mm	150	111 023
Stainless steel V2A	Niro-Clip/ *Type B*	120 mm	ø 8 mm	150	111 530
Copper	Niro-Clip/ *Type A*	120 mm	ø 8 mm	150	111 024
Copper	Niro-Clip/ *Type B*	120 mm	ø 8 mm	150	111 532

PRÖ-COLOR Roof conductor holder for pantiled roofs.

Specification		Length	Fit	PU	Ord. no.
Bottom part	**Fastener*)**				
Steel, hot galvanized/coated	Niro-Clip/ *Type A*	120 mm	ø 8 mm	150	111 023 az
Steel, hot galvanized/coated	Niro-Clip/ *Type B*	120 mm	ø 8 mm	150	111 530 az
Steel, hot galvanized/coated	Niro-Clip/ *Type A*	120 mm	ø 8 mm	150	111 023 ro
Steel, hot galvanized/coated	Niro-Clip/ *Type B*	120 mm	ø 8 mm	150	111 530 ro

Specifications:
- ro - colour of the conductor holder: red brown
- az - colour of the conductor holder: anthracite

Roof conductor holder for easy fitting; simply insert in seam, exert pressure and the support moulds itself to the seam. Aluminium type with stainless steel reinforced trapezoidal section.

Specification		Length	Fit	PU	Ord. no.
Bottom part	**Fastener*)**				
Aluminium	Niro-Clip/ *Type A*	120 mm	ø 8 mm	150	111 043
Aluminium	Niro-Clip/ *Type B*	120 mm	ø 8 mm	150	111 043 S
Copper	Niro-Clip/ *Type A*	120 mm	ø 8 mm	150	111 044
Copper	Niro-Clip/ *Type B*	120 mm	ø 8 mm	150	111 044 S
Aluminium	Niro-Clip/ *Type A*	170 mm	ø 8 mm	100	111 057
Aluminium	Niro-Clip/ *Type B*	170 mm	ø 8 mm	100	111 057 S
Copper	Niro-Clip/ *Type A*	170 mm	ø 8 mm	100	111 058
Copper	Niro-Clip/ *Type B*	170 mm	ø 8 mm	100	111 058 S

Roof conductor holder for hocking into "ergoldsbacher" interlocking tiles

Specification		Fit	PU	Ord. no.
Bottom part	**Fastener*)**			
Stainless steel V2A	Niro-Clip/ *Type A*	ø 8 mm	150	111 157
Copper	Niro-Clip/ *Type A*	ø 8 mm	150	111 158

*) ***Type A (fI)*** = *f*ixed conductor l*e*ading; ***Type B (II)*** = *l*oose conductor l*e*ading

Roof conductor holder with Niro-Clip



Ord. no. 111 023

PRÖ COLOR

Roof conductor holder with Niro-Clip



Ord. no. 111 023 az



Ord. no. 111 023 ro

Roof conductor holder for interlocking tiles



Ord. no. 111 043



Roof conductor holder for interlocking tiles



Ord. no. 111 157

Roof conductor holder with Niro-Clip



Ord. no. 111 027

Roof conductor holder with Niro-Clip



Ord. no. 110 515

Ord. no. 111 451

Roof conductor holder with Niro-Clip



Ord. no. 1095

Roof conductor holder with Niro-Clip



Ord. no. 1088

Roof conductor holder with Niro-Clip



Ord. no. 111 150

Roof conductor holder for corrugated sheet roofs, for installing round conductors, lengthwise and crosswise conductor leading

Specification		Height	Fit	PU	Ord. no.
Bottom part	**Fastener*)**				
Stainless steel V2A	Niro-Clip/ *Typ A*	18 mm	ø 8 mm	100	111 027
Stainless steel V2A	Niro-Clip/ *Typ B*	17 mm	ø 8 mm	100	111 045

With raised version of Niro-Clip on request.

Roof conductor holder for hooking into interlocking tiles.

Specification		Height	Fit	PU	Ord. no.
Bottom part	**Fastener*)**				
Stainless steel V2A	Niro-Clip/ *Type A*	18 mm	ø 8 mm	100	111 455
Stainless steel V2A	Niro-Clip/ *Type A*	39 mm	ø 8 mm	50	110 515
Stainless steel V2A	Niro-Clip/ *Type A*	48 mm	ø 8 mm	100	111 451
Stainless steel V2A	Niro-Clip/ *Type B*	47 mm	ø 8 mm	100	111 453
Copper	Niro-Clip/ *Type A*	48 mm	ø 8 mm	100	111 452
Copper	Niro-Clip/ *Type B*	47 mm	ø 8 mm	100	111 454

Roof conductor holder as intermediate support for installing round conductors to corrugated sheet roofs.

Specification		Fit	PU	Ord. no.
Bottom part	**Fastener*)**			
Stainless steel V2A	Niro-Clip/ *Type A*	ø 8 mm	100	1095

With raised version of Niro-Clip on request.

Roof conductor holder for corrugated sheet roofs; for installing in the valley of corrugation of corrugated sheet roofs.

Specification		Fit	PU	Ord. no.
Bottom part	**Fastener*)**			
Stainless steel V2A	Niro-Clip/ *Type A*	ø 8 mm	100	1088

Roof conductor holder for slate and bitumen roofs

Specification		Fit	PU	Ord. no.
Bottom part	**Fastener*)**			
Stainless steel V2A	Niro-Clip/ *Type A*	ø 8 mm	100	111 150
Stainless steel V2A	Niro-Clip/ *Type B*	ø 8 mm	100	111 153

*) ***Type A (fI)*** = *f*ixed conductor l*e*ading; ***Type B (II)*** = *l*oose conductor l*e*ading

Roof conductor holder (patent) for Kal-Zip,
for installing round conductors to Kal-Zip roof systems (conductor leading lengthwise and crosswise).

Specification		Fit	PU	Ord. no.
Bottom part	**Fastener*)**			
Stainless steel V2A	Niro-Clip/*Type B* crosswise to bead	ø 8 mm	100	111 750
Stainless steel V2A	Niro-Clip/ *Type B* lengthwise to bead	ø 8 mm	100	111 750 S

Roof conductor holder for Kal-Zip,
for installing round conductors to Kal-Zip roof systems (conductor leading lengthwise and crosswise).

Specification		Fit	PU	Ord. no.
Bottom part	**Fastener*)**			
Aluminium	Niro-Clip/ *Type A*	ø 8 mm	25	1309
Aluminium	Niro-Clip/ *Type B*	ø 8 mm	25	913 615
Stainless steel V2A	Niro-Clip/ *Type A*	ø 8 mm	25	913 616
Stainless steel V2A	Niro-Clip/ *Type B*	ø 8 mm	25	913 617
Aluminium	Dual cross terminal clamp aluminium	ø 6-8 mm	25	1309 S
Stainless steel V2A	Dual cross terminal clamp V2A	ø 6-8 mm	25	1308 S

Roof conductor holder for RIB-Roof 500, for installing round conductors to Rib-Roof 500 roof systems (conductor leading lengthwise and crosswise).

Specification		Fit	PU	Ord. no.
Bottom part	**Fastener*)**			
Stainless steel V2A	Niro-Clip/ *Type B* crosswise to bead	ø 8 mm	100	111 760
Stainless steel V2A	Niro-Clip/ *Type B* lengthwise to bead	ø 8 mm	100	111 761

Conductor fastener
for universal use, with standing seam clamp, **clamping range 1-8 mm.**

Specification		Fit	PU	Ord. no.
Bottom part	**Fastener*)**			
Steel, hot galvanized	Niro-Clip/ *Type B*	ø 8 mm	50	913 732
Copper	Niro-Clip/ *Type B*	ø 8 mm	50	913 733
Stainless steel V2A	Niro-Clip/ *Type B*	ø 8 mm	50	913 734
Aluminium	Niro-Clip/ *Type B*	ø 8 mm	50	913 420

Roof conductor holder suitable for all tile shapes; for ø 8 mm round conductor; to be used on the ridge and the roof surface. ø 12 mm bore hole.

Specification		Height	Fit	PU	Ord. no.
Bottom part	**Fastener*)**				
Grommet (PVC-soft)	SK-Holder aluminium	29 mm	ø 8 mm	100	1021
Grommet (PVC-soft)	Niro-Clip/ *Type A*	23 mm	ø 8 mm	100	1028
Grommet (PVC-soft)	Niro-Clip/ *Type B*	22 mm	ø 8 mm	100	1027
Grommet (PVC-soft)	Niro-Clip coppered/ *Type A*	23 mm	ø 8 mm	100	1029
Grommet (PVC-soft)	Niro-Clip/ *Type A*	44 mm	ø 8 mm	50	110 517
Grommet (PVC-soft)	Niro-Clip/ *Type B*	43 mm	ø 8 mm	50	110 518
Grommet (PVC-soft)	Niro-Clip coppered/ *Type A*	44 mm	ø 8 mm	50	110 519

*) ***Type A (fI)*** = fixed conductor leading; ***Type B (II)*** = loose conductor leading

Roof conductor holder
for Kal-Zip, with Niro-Clip


Ord. no. 111 750


Ord. no. 111 750 S

Roof conductor holder
for Kal-Zip


Ord. no. 1309


Ord. no. 1309 S

Roof conductor holder
for RIB-Roof 500, with Niro-Clip


Ord. no. 111 760


Ord. no. 111 761

Conductor fastener
with Niro-Clip


Ord. no. 913 420

Roof conductor holder


Ord. no. 1021


Ord. no. 1028


Ord. no. 110 517

Roof conductor holder
with Niro-Clip



Ord. no. 111 144 Ord. no. 110 520



Ord. no. 111 145 Ord. no. 110 522

Roof conductor holder suitable for ridge tiles of all sizes
- universally adjustable installing round conductors. **Benefit:** one type fits all!

Specification		Height	Fit	PU	Ord. no.
Bottom part	**Fastener*)**				
Stainless steel V2A	Niro-Clip/ *Type A*	17 mm	ø 8 mm	100	111 144
Stainless steel V2A	Niro-Clip/ *Type B*	16 mm	ø 8 mm	100	111 136
Copper	Niro-Clip/ *Type A*	17 mm	ø 8 mm	100	111 145
Copper	Niro-Clip/ *Type B*	16 mm	ø 8 mm	100	111 137
Stainless steel V2A	Niro-Clip/ *Type A*	38 mm	ø 8 mm	50	110 520
Stainless steel V2A	Niro-Clip/ *Type B*	37 mm	ø 8 mm	50	110 521
Copper	Niro-Clip/ *Type A*	38 mm	ø 8 mm	50	110 522
Copper	Niro-Clip/ *Type B*	37 mm	ø 8 mm	50	110 523

PRÖ COLOR

Roof conductor holder
with Niro-Clip



Ord. no. 111 144 az

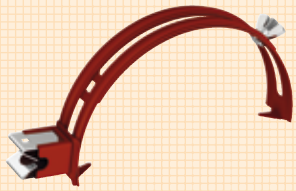

Ord. no. 111 144 ro

PRÖ-COLOR Roof conductor holder suitable for ridge tiles of all sizes
- universally adjustable installing round conductors. **Benefit:** one type fits for all!

Specification		Height	Fit	PU	Ord. no.
Bottom part	**Fastener*)**				
Steel, hot galvanized/coated	Niro-Clip/ *Type A*	17 mm	ø 8 mm	100	111 144 az
Steel, hot galvanized/coated	Niro-Clip/ *Type B*	16 mm	ø 8 mm	100	111 136 az
Steel, hot galvanized/coated	Niro-Clip/ *Type A*	17 mm	ø 8 mm	100	111 144 ro
Steel, hot galvanized/coated	Niro-Clip/ *Type B*	16 mm	ø 8 mm	100	111 136 ro

Specifications:
- ro - colour of the conductor holder: red brown
- az - colour of the conductor holder: anthracite

Roof conductor holder

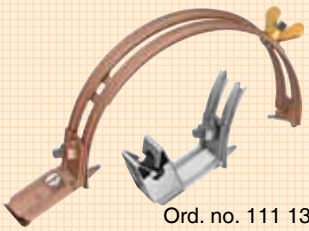

Ord. no. 111 132

Ord. no. 111 141

Roof conductor holder suitable for ridge tiles of all sizes
- universally adjustable installing round conductors. **Benefit:** one type fits for all!

Specification		Fit	PU	Ord. no.
Stainless steel V2A		ø 8-10 mm	100	111 140
Copper		ø 8 mm	100	111 141
Bottom part	**Fastener*)**			
Stainless steel V2A	Niro-Clip/ *Type A*	ø 8 mm	100	111 132
Stainless steel V2A	Niro-Clip/ *Type B*	ø 8 mm	100	111 133
Copper	Niro-Clip/ *Type A*	ø 8 mm	100	111 134
Copper	Niro-Clip/ *Type B*	ø 8 mm	100	111 135

*) ***Type A (fl)*** = fixed conductor leading; ***Type B (ll)*** = loose conductor leading

Roof conductor holder with springs (patent)

Universal use for the roof ridge

Roof conductor holder with two tension springs made of stainless steel V2A for permanent and fast installation on the roof ridge - with lateral conductor leading. Suitable for ridge tiles of all sizes.

Specification		Height	Fit	PU	Ord. no.
Bottom part	**Fastener*)**				
Stainless steel V2A	Niro-Clip/ *Type A*, **lateral**	37 mm	ø 8 mm	25	111 191
Stainless steel V2A	Niro-Clip/ *Type B*, **lateral**	36 mm	ø 8 mm	25	111 175
Stainless steel V2A/coppered	Niro-Clip/ *Type A*, **lateral**	37 mm	ø 8 mm	25	111 196
Stainless steel V2A/coppered	Niro-Clip/ *Type B*, **lateral**	36 mm	ø 8 mm	25	111 176
Stainless steel V2A	Niro-Clip/ *Type A*, **lateral**	58 mm	ø 8 mm	25	110 524
Stainless steel V2A	Niro-Clip/ *Type B*, **lateral**	57 mm	ø 8 mm	25	110 525
Stainless steel V2A/coppered	Niro-Clip/ *Type A*, **lateral**	58 mm	ø 8 mm	25	110 526
Stainless steel V2A/coppered	Niro-Clip/ *Type B*, **lateral**	57 mm	ø 8 mm	25	110 527

Example of applications:



Roof conductor holder with two tension springs made of stainless steel V2A for permanent and fast installation on the roof ridge - with central conductor leading. Suitable for ridge tiles of all sizes

Specification		Height	Fit	PU	Ord. no.
Bottom part	**Fastener*)**				
Stainless steel V2A	Niro-Clip/ *Type A*, **central**	39 mm	ø 8 mm	25	111 192
Stainless steel V2A	Niro-Clip/ *Type B*, **central**	38 mm	ø 8 mm	25	111 177
Stainless steel V2A/coppered	Niro-Clip/ *Type A*, **central**	39 mm	ø 8 mm	25	111 197
Stainless steel V2A/coppered	Niro-Clip/ *Type B*, **central**	38 mm	ø 8 mm	25	111 178
Stainless steel V2A	Niro-Clip/ *Type A*, **central**	61 mm	ø 8 mm	25	110 528
Stainless steel V2A	Niro-Clip/ *Type B*, **central**	60 mm	ø 8 mm	25	110 529
Stainless steel V2A/coppered	Niro-Clip/ *Type A*, **central**	61 mm	ø 8 mm	25	110 530
Stainless steel V2A/coppered	Niro-Clip/ *Type B*, **central**	60 mm	ø 8 mm	25	110 531

Example of application:

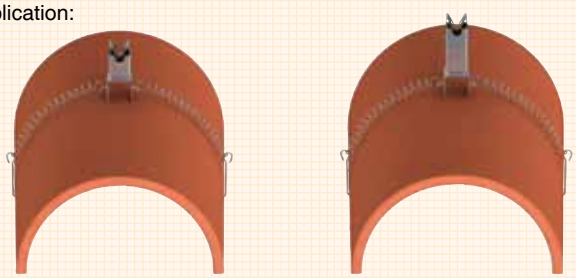

Additional types on request:



*) ***Type A (fl)*** = fixed conductor leading; ***Type B (ll)*** = loose conductor leading

Roof conductor holder with Niro-Clip (with lateral conductor leading)

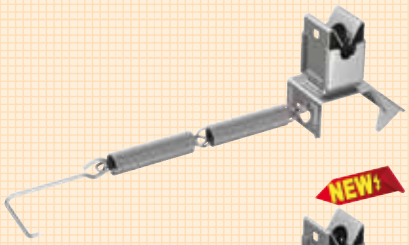

Ord. no. 111 191



Ord. no. 110 524

Roof conductor holder with Niro-Clip (with central conductor leading)



Ord. no. 111 192



Ord. no. 110 528

Roof conductor holder
for synthetic roofing membranes



Ord. no. 111 604



Ord. no. 110 532

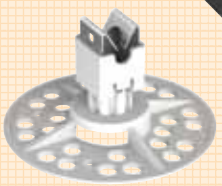

Ord. no. 111 635

Roof conductor holder
with Niro-Clip



Ord. no. 1167





Ord. no. 1175

Ord. no. 110 533

Roof conductor holder
with Niro-Clip



Ord. no. 111 661



Ord. no. 111 631

Roof bushing



Ord. no. 111 598

Roof conductor holder for synthetic roofing membranes and bitumen roofs. To be fixed onto synthetic roofing membranes with weldable fastening strips; glued directly onto bitumen roofs (PA 6 = Polyamid 6).

Specification		Height	Fit	PU	Ord. no.
Bottom part	**Fastener*)**				
Base	Niro-Clip/ *Type B*	30 mm	ø 8 mm	100	111 604
Base	Niro-Clip/ *Type B*	51 mm	ø 8 mm	50	110 532
Round base for bitumen roofs	Niro-Clip with PA 6-base grey	41 mm	ø 8 mm	100	111 635

Upon request, the base can also be equipped with other conductor holders

Example of application:

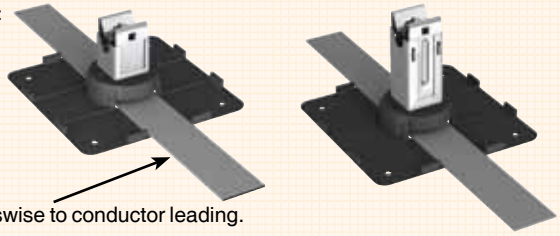

Fastening strip crosswise to conductor leading.

Roof conductor holder for bitumen sheet roofs, flat roofs and walls. (PA 6 = Polyamid 6)

Holder with a height of 100 mm (No. 1175) for fixing the conductor onto flammable material.

Specification		Height	Fit	PU	Ord. no.
Plate	**Fastener*)**				
Stainless steel V2A	Niro-Clip/ *Type A*	21 mm	ø 8 mm	100	1167
Stainless steel V2A	Niro-Clip/ *Type A*	43 mm	ø 8 mm	50	110 533
Stainless steel V2A	Niro-Clip/ *Type A*	121 mm	ø 8 mm	50	1175
Steel, hot galvanized	Niro-Clip/ *Type A*	43 mm	ø 8 mm	100	1169

Additional types on request.

Roof conductor holder for metal roofs and surfaces

pre-glued: simply remove protective film and stick on.

Specification		Height	Fit	PU	Ord. no.
Support with	**Fastener*)**				
Adhesive pad aluminium	Niro-Clip/ *Type B*	21 mm	ø 8 mm	100	111 661
Adhesive pad grey	Niro-Clip/ *Type B*	23 mm	ø 8 mm	100	111 662
Adhesive pad aluminium	Niro-Clip/ *Type B*	43 mm	ø 8 mm	50	111 631
Adhesive pad grey	Niro-Clip/ *Type B*	45 mm	ø 8 mm	50	111 632

Note: The smooth surface to which the support should be attached must be thoroughly cleaned e.g. with isopropyl alcohol! Processing temperature +15 to +25°C. For additional important information please refer to the installation instructions.

Additional types on request.

Roof bushing for flat roofs, e.g. for internal down-conductors.

Specification	Fit	PU	Ord. no.
Nylon with PVC-sealing grommet (150 x 150 mm)	ø 8/10/16 mm	1	111 598

*) ***Type A (fI)*** = *f*ixed conductor *l*eading; ***Type B (II)*** = *l*oose conductor *l*eading

PR-ÖKO 3 (patent)
Roof conductor holder

Benefits* PR-ÖKO 3*:
- High quality: Stainless steel clip with loose conductor leading.
- Specification: Compressed concrete block (weight: 1.2 kg) - 100% recyclable.
- No frost-sensitive cavities and recesses - totally frost-resistant.
- Weather-resistant plastic base plate made of HD-PE material
- Application also without plastic base plate possible (e.g. on gravel roofs).

Roof conductor holder for flat roofs with stainless steel conductor holders ø 8 mm.

Specification	Fit	PU	Ord. no.
with plastic base plate	ø 8 mm	8	111 730
without plastic base plate for gravel roofs	ø 8 mm	8	111 731

PR-ÖKO 3 (patent) Roof conductor holder



Ord. no. 111 730



Ord. no. 111 731

PR-ÖKO 2

***Benefits* PR-ÖKO 2:**
- Weather-resistant plastic component made of HD-PE material, can be installed at cold temperatures of up to -10°C
- Specification: Compressed concrete block (weight: 1 kg) - 100% recyclable.
- No frost-sensitive cavities and recesses - totally frost-resistant.

Roof conductor holder for flat roofs with conductor holder ø 8 mm.

Specification	Fit	PU	Ord. no.
Without total encasing	ø 8 mm	10	111 630

PR-ÖKO 2 Roof conductor holder



Ord. no. 111 630

PR-ÖKO 1

Roof conductor holder for flat roofs; made of black, weather-resistant plastic and recylable natural stone filling with two conductor holders.

Specification	Fit	PU	Ord. no.
With closed plastic casing (weight: 1 kg)	ø 8 mm	10	111 600

PR-ÖKO 1 Roof conductor holder



Ord. no. 111 600

Roof conductor holder with air termination tip, for fixing the conductor leading to synthetic roofing membranes and reducing the k_c-factor by dividing the current paths.

Specification	PU	Ord. no.
Air termination tip aluminium ø 10 mm, length: 1000 mm **Multi clamp** stainless steel V2A for air termination conductors ø 8 mm **Concrete base** 300 x 300 x 60 mm, weight: 12 kg with M10 thread bolt	1	103 099

Example of application:

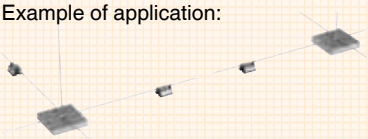

For use with synthetic roofing membranes, the support plate (ord. no. 103 188) on page 25 for concrete base is essential.

Roof conductor holder

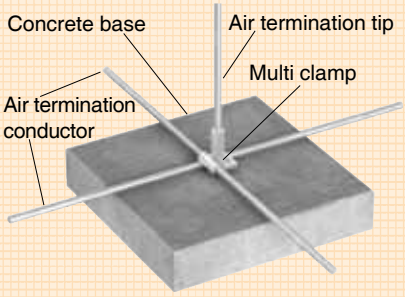

Ord. no. 103 099

Clamping bracket & fixing clip, to prevent flat roof holders (e.g. Ord. no. 111 630) from slipping on pitched synthetic membrane roofs.

Specification	Fit	PU	Ord. no.
Clamping bracket made of stainless steel V2A with M6 cylinder head screw V2A	ø 8-10 mm	100	910 097
Fixing clip made of stainless steel V2A	ø 8 mm	200	1163

Clamping bracket & fixing clip



Ord. no. 1163



Ord. no. 910 097

Roof conductor holder for thatched roofs

Spacer for eaves

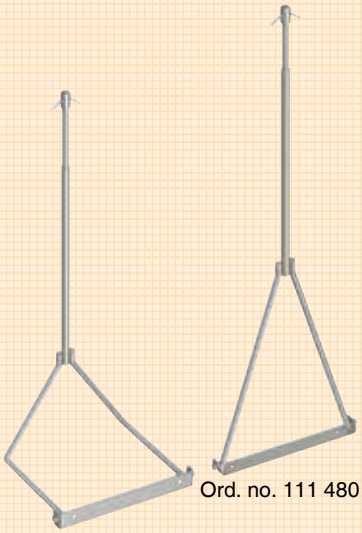

Ord. no. 111 480

Spacer for eaves in cranked type on request.

Spacer for eaves

Specification	Height (adjustable)	PU	Ord. no.
Spacer for eaves complete			
Steel, hot galvanized	1050-1165 mm	1	111 480
	1400-1510 mm	1	111 481
Stainless steel V2A	1050-1165 mm	1	111 482
	1400-1510 mm	1	111 483

Spacer for eaves in cranked type on request.

Covering and clamping cap





Ord. no. 111 485

Covering and clamping cap suitable for wooden stakes 90 x 90 mm.

Specification	PU	Ord. no.
Steel, hot galvanized	1	111 484
Stainless steel V2A	1	111 485

Roof conductor holder and mounting plate



Ord. no. 111 486



Ord. no. 111 487



Ord. no. 111 488

Roof conductor holder and mounting plate

Specification	PU	Ord. no.
Roof conductor holder made of oak wood	1	111 486
Mounting plate 100 x 100 mm made of stainless steel V2A	1	111 487
Mounting plate 120 x 30 mm made of stainless steel V2A	1	111 488

Connection clamps
Terminal clamps
Pipe clamps



Gutter clamps

Benefits:
- Perfect, large clamping area below the bead.
- Slim conductor holder design - only 32 mm wide, safety tested.
- Clamping screws always made of stainless steel V2A.
- Installation: Clamp and down conductor wire can be mounted separately.

Gutter clamp - ideal (patent)



Ord. no. 111 670

Gutter terminal clamp DUO



Ord. no. 1306

Gutter clamp - small



Ord. no. 111 675

Gutter clamp



Ord. no. 1302

Conductor collar



Ord. no. 1042 S

Gutter clamp - ideal (patent),
for secure connections on gutters with max. ø 20 mm bead thicknesses.

Specification		Fit	PU	Ord. no.
Steel, hot galvanized		ø 6-8 mm	25	111 670
Aluminium		ø 6-8 mm	25	111 671
Copper		ø 6-8 mm	25	111 672
Stainless steel V2A		ø 6-8 mm	25	111 673
Bimetal	Wire clamp - aluminium Bead clamp - copper	ø 6-8 mm	25	111 674
Bimetal	Wire clamp - stainless steel V2A Bead clamp - copper	ø 6-8 mm	25	111 674 S

Gutter terminal clamp to fix air termination conductors and down conductors to the gutter. Fits for bead thicknesses ø 15 mm - ø 20 mm.

Specification		Fit	PU	Ord. no.
Steel, hot galvanized		ø 8-10 mm	25	1306
Aluminium		ø 8 mm	25	1305
Copper		ø 8 mm	25	1307
Stainless steel V2A		ø 8-10 mm	25	1308
Aluminium with stainless steel V2A - screw		ø 8 mm	25	1305 S
Bimetal	Wire clamp - aluminium Bead clamp - copper	ø 8 mm	25	1307 Z

Gutter clamp to fix air termination conductors and down conductors to the gutter. Fits for bead thicknesses with max ø 20 mm.

Specification		Fit	PU	Ord. no.
Steel, hot galvanized		ø 6-8 mm	50	111 675
Aluminium		ø 6-8 mm	50	111 676
Copper		ø 6-8 mm	50	111 677
Stainless steel V2A		ø 6-8 mm	50	111 678
Bimetal	Wire clamp - aluminium Bead clamp - copper	ø 6-8 mm	50	111 679
Bimetal	Wire clamp - stainless steel V2A Bead clamp - copper	ø 6-8 mm	50	111 679 S

Gutter clamp fits for bead thicknesses ø 10 mm - ø 20 mm.

Specification		Fit	PU	Ord. no.
Steel, hot galvanized		ø 8-10 mm	50	1302
Aluminium		ø 8 mm	50	1301
Copper		ø 8 mm	50	1300
Stainless steel V2A		ø 8 mm	50	2001
Bimetal	Wire clamp - aluminium Bead clamp - copper	ø 8 mm	50	1300 Z

Conductor collar for down conducters in the gutter area to protect the frontage and wall from running rainwaters

Specification	Fit	PU	Ord. no.
Plastic grey for conductors	ø 8 mm	100	1042 S
Plastic copper - coloured for conductors	ø 8 mm	100	1046 S

More information about the Bimetal system on pages 62 and 63.

System Multi-clamp

The **original Multi-clamp** was invented by J. Pröpster in 1981 and since than been established a million times worldwide. It is the most varied lightning protection component and the centerpiece of the multifunctional system of J. Pröpster.
The universal use of the Multi-Clamp as T-, cross, parallel, thrust and connection clamp is unmatched.

Benefits:
- Only one clamp for all wire connections
- Maximum contact due to consistent clamping
- Extremely shortened installation time - only one screw M10
- Optimal handling at planning, acquisition and storage


T-connection


cross-connection


parallel-connection


end to end connection


stem clamp trestle


Multi-Plus as terminal clamp

Multi-clamp, for the universal use as T, cross, parallel and end to end connection.

Specification	Fit	PU	Ord. no.
Steel, hot galvanized	ø 8-10 mm	100	1270
Aluminium 4 mm	ø 8 mm	100	1271
Copper	ø 8 mm	100	1272
Stainless steel V2A	ø 8-10 mm	100	1273
Bimetal aluminium/copper	ø 8 mm	100	1274
Steel, hot galvanized/V2A-hexagonal screw	ø 8-10 mm	100	1275
Aluminium 4 mm/V2A-hexagonal screw	ø 8 mm	100	1276
Steel, hot galvanized 4 mm	ø 8-10 mm	75	1277
Steel, hot galvanized for reinforcements	ø 4-6 mm	100	111 279
Steel bare	ø 8-10 mm	100	911 224
Copper with V2A-carriage bolt	ø 8 mm	100	910 101
Stainless steel V2A with carriage bolt	ø 8-10 mm	100	910 107

Multi-Plus metal sheet terminal and connection clamp. Same connection configurations as the original Multi-clamp with at least 10 cm² contact surface, clamping range max. 8 mm.

Specification	Fit	PU	Ord. no.
Steel, hot galvanized	ø 8-10 mm	50	111 270
Steel, hot galvanized with V2A-screw	ø 8-10 mm	50	111 270 S
Aluminium 4 mm	ø 8 mm	50	111 271
Aluminium 4 mm with V2A-screw	ø 8 mm	50	111 271 S
Copper	ø 8 mm	50	111 272
Stainless steel V2A	ø 8-10 mm	50	111 273
Bimetal aluminium/copper	ø 8 mm	50	111 274

All specifications also available with ø 4-6 mm clamping range

Multi-clamp ø 10 mm, heavy-duty type for the universal use as T, cross, parallel and end to end connection.

Specification	Fit	PU	Ord. no.
Steel, hot galvanized	ø 10 mm	75	1278
Stainless steel V2A	ø 10 mm	75	1279
Stainless steel V4A	ø 10 mm	75	1279 S
Copper	ø 10 mm	75	111 280

Multi-Max-clamp ø 8-10 mm / ø 16 mm

Benefits: The reliable Multi-clamp system for ø 16 mm rod connections.

Specification	Fit	PU	Ord. no.
Steel, hot galvanized	ø 8-10/ø 16 mm	50	111 430
Copper	ø 8/ø 16 mm	50	111 432
Stainless steel V2A	ø 8-10/ø 16 mm	50	111 433

Original J.Pröpster Multi-clamp


Ord. no. 1270


Ord. no. 1272


Ord. no. 1276

Multi-Plus terminal clamp


Ord. no. 111 270

Multi-clamp ø 10 mm


Ord. no. 1278

Multi-Max-clamp ø 8-10 mm / ø 16 mm


Ord. no. 111 430

Clamping jaw



Ord. no. 1284

Ord. no. 111 284

Dual-cross terminal and connection clamp



Ord. no. 1280

Ord. no. 1483

U-Connector



Ord. no. 111 410

Multi-Max-clamp ø 8-10 mm / ø 16 mm



Ord. no. 111 430

ES-connector



Ord. no. 2105

Connection Clamp



Ord. no. 2100

Connectors

Clamping jaw, suitable for one or two round conductors with □ 11 mm square hole, light-weight type with ø 8.5 mm.

Specification		Bore hole	Fit	PU	Ord. no.
Steel, hot galvanized		□ 11 mm	ø 8-10 mm	100	1284
Aluminium			ø 8 mm	100	1285
Copper			ø 8 mm	100	1286
Stainless steel V2A			ø 8-10 mm	100	1287
Steel, hot galvanized	light-weight type	ø 8.5 mm	ø 6-8 mm	100	111 284
Aluminium	light-weight type		ø 6-8 mm	100	111 285
Copper	light-weight type		ø 6-8 mm	100	111 286
Stainless steel V2A	light-weight type		ø 6-8 mm	100	111 287

Dual-cross terminal and connection clamps

Specification	Fit	PU	Ord. no.
Suitable for one or two round conductors with M10 screw and nut, with base plate 32x32x3 mm.			
Steel, hot galvanized	ø 8-10 mm	100	1280
Aluminium	ø 8 mm	100	1281
Copper	ø 8 mm	100	1282
Stainless steel V2A	ø 8-10 mm	100	1283
Suitable for three or four round conductors with M10 screw and nut, with base plate 32x32x3 mm.			
Steel, hot galvanized	ø 8-10/ø 8-10 mm	100	1480
Aluminium	ø 8/ø 8 mm	100	1481
Stainless steel V2A	ø 8-10/ø 8-10 mm	100	1483

U-Connector with M10 V2A hexagonal screw for round connector ø 8-10 mm and air termination rods ø 16 mm.

Specification	Fit	PU	Ord. no.
Steel, hot galvanized	ø 8-10/ø 16 mm	100	111 410
Copper	ø 8-10/ø 16 mm	100	111 411
Stainless steel V2A	ø 8-10/ø 16 mm	100	111 412

Multi-Max-clamp ø 8-10 mm / ø 16 mm

Benefit: The reliable Multi-clamp system for ø 16 mm rod connections.

Specification	Fit	PU	Ord. no.
Steel, hot galvanized	ø 8-10/ø 16 mm	50	111 430
Copper	ø 8/ø 16 mm	50	111 432
Stainless steel V2A	ø 8-10/ø 16 mm	50	111 433

ES-connector with screw and nut M10 for the connection of round conductors.

Specification	Fit	PU	Ord. no.
Zinc die-cast with hot galvanized steel-screw	ø 8 mm	100	2105
Zinc die-cast with V2A-screw and nut	ø 8 mm	100	2106

Connection clamp for the connection of two round conductors.

Specification	Fit	PU	Ord. no.
Zinc die-cast	ø 8-10 mm	100	2100
Aluminium	ø 8 mm	100	2101
Aluminium continuous casting	ø 8-10 mm	100	2104
Copper	ø 8 mm	100	2102
Stainless steel V2A	ø 8 mm	100	2103
Stainless steel V2A	ø 10 mm	50	2107
Aluminium, mounted with four M8 hexagonal screws stainless steel V2A	ø 16 mm	25	2108

J.Pröpster CC-Clamping system

for connections ø 8-10 / ø 16 mm to clamps, pipe clamps or steel constructions.

- ***Type A:*** Connection of air termination rods or earth lead-in rods ø 16 mm to clamps, pipe clamps or metal constructions.
- ***Type B:*** Connection of rods ø 16 mm and conductors ø 8-10 mm to clamps, pipe clamps or metal constructions.
- ***Type C:*** Connection and disconnection clamp ø 8-10 / ø 16 mm - also suitable for cable connections.

Benefits:

- Clamping system for round connectors ø 8-10 / ø 16 mm.
- Variable fixing lengths by easy swap of the hexagonal bolt M10.
- For the use in hazardous areas (with spring lock washer VA) - 100 kA tested.

Type A



ø 16 mm
Terminal clamp



ø 16 mm
Terminal clamp on earth pipe clamp

Type B



ø 8-10/ø 16 mm
Connection clamp



ø 8-10/ø 16 mm
Connection clamp on pipe clamp

Type C



ø 8-10/ø 16 mm
Connection and disconnection clamp

J.Pröpster CC-Clamping system

for the connection of round connectors ø 8-10 mm and air termination rods ø 16 mm.

Specification	Type	Fit	PU	Ord. no.
Steel, hot galvanized	A	ø 16 mm	50	1455
Stainless steel V2A	A	ø 16 mm	50	1460
Steel, hot galvanized	B	ø 8-10/ø 16 mm	50	1456
Stainless steel V2A	B	ø 8-10/ø 16 mm	50	1461

Specification	Type	Fit	PU	Ord. no.
Steel, hot galvanized	C	ø 8-10/ø 16 mm	50	1457
Stainless steel V2A	C	ø 8-10/ø 16 mm	50	1458
Copper	C	ø 8-10/ø 16 mm	50	1459

Also suitable for cable connection.

KS-Connector, single

Clamping screw with M10 hexagonal nut suitable for ø 6-10 mm round conductor.

Specification	Fit	PU	Ord. no.
Steel, hot galvanized / aluminium clamping ring	ø 6-10 mm	100	1360
Steel, hot galvanized with square clamping bracket	ø 8-10 mm	100	1359
Copper-alloy	ø 6-10 mm	100	1361
Stainless steel V2A	ø 6-10 mm	100	1362
Stainless steel **V4A**	ø 8-10 mm	100	1462

KS-Connector, double

Clamping screw with M10 hexagonal nut suitable for ø 6-10 mm round conductor.

Specification	Fit	PU	Ord. no.
Steel, hot galvanized / aluminium clamping ring	ø 6-10 mm	50	111 370
Copper-alloy	ø 6-10 mm	50	111 371
Stainless steel V2A	ø 6-10 mm	50	2000

J.Pröpster CC-Clamp

Type A



Ord. no. 1460

Type B



Ord. no. 1461

J.Pröpster CC-Disconnection Clamp

Type C



Ord. no. 1458

KS-Connector, single



Ord. no. 1362



Ord. no. 1462

KS-Connector, double



Ord. no. 2000

Terminal angle



Ord. no. 1363

Ord. no. 1381

Terminal angle for the connection to metal constructions. With or without clamping jaw.

Specification	Fit	PU	Ord. no.
Aluminium with connector	ø 8 mm	50	1363
Aluminium without connector	---	50	1381
Copper with connector	ø 8 mm	50	1364
Copper without connector	---	50	1382
Stainless steel V2A with connector	ø 8-10 mm	50	1390 S
Stainless steel V2A without connector	---	50	1390

Terminal angle



Ord. no. 1383

Ord. no. 1384

Terminal angle to be screwed or welded on metal constructions.
Bore hole: 2x ø 11 mm; 1x □ 11 mm

Specification	Fit	PU	Ord. no.
Steel, hot galvanized with KS-Connector	ø 6-10 mm	50	1383
Steel, hot galvanized without KS-Connector	---	100	1384
Stainless steel V2A without KS-Connector	---	100	1385

Terminal angle with terminal clamp



Ord. no. 1367

Ord. no. 1366

Ord. no. 910 183

Terminal angle for the connection of metal structural cladding.
With or without clamping jaw.

Specification	Fit	PU	Ord. no.
Aluminium with connector, screw and nut	ø 8 mm	50	1367
Copper with connector, screw and nut	ø 8 mm	50	1368
Aluminium without connector	---	50	1366

Also available with KS-Connector

Specification	Fit	PU	Ord. no.
Aluminium with connector, hexagonal screw and thread	ø 8 mm	50	910 183

Disconnection clamp

Disconnection clamp according to EN 62561-1 fits for ø 8-10 / ø 16 mm or ø 8 / ø 10 mm round conductors, mounted with two M8 hexagonal screws stainless steel V2A.

Specification	Fit	PU	Ord. no.
Aluminium	ø 8-10/ø 16 mm	50	1330

Specification	Fit	PU	Ord. no.
Aluminium	ø 8-10/ø 10 mm	50	1332

Specification	Fit	PU	Ord. no.
Copper-alloy	ø 8-10/ø 16 mm	50	1331
Zinc die-cast, closed type	ø 8-10/ø 16 mm	50	111 405

See also Vario-Disconnection clamp on pages 58/59.

Disconnection clamp according to EN 62561-1, with two KS-Connectors steel, hot galvanized M10 and two hexagonal screws M8 stainless steel V2A.

Specification	Fit	PU	Ord. no.
Steel, hot galvanized / aluminium	ø 6-10/ø 6-10 mm	50	111 375

Clamp in copper or bimetal on request.

Disconnection clamp suitable for the connection of round connectors ø 8 mm to ø 10 mm, with one screw M10 and nut.

Specification	Fit	PU	Ord. no.
Stainless steel **V2A**	ø 8/ø 10 mm	50	1333

Disconnection clamp



Ord. no. 1330



Ord. no. 1332



Ord. no. 111 405

Disconnection clamp



Ord. no. 111 375

Disconnection clamp



Ord. no. 1333

System Vario-clamp

with M10 screws, made of material 40x4 mm

The **original system Vario-clamp** is a practical solution for connecting differently shaped conductors.
All parts are manufactured using punching technology and are interchangeable.



ø 8-10/8-10 mm



ø 8-10/16 mm



ø 8-10/30x3.5 mm
ø 8-10/40x4 mm



30x3.5/30x3.5 mm
40x4/40x4 mm

Vario-Disconnection clamp



Ord. no. 1340



Ord. no. 111 339

Vario-Disconnection clamp, for test joints round/flat, flat/flat and round/round; mounted with two M10 stainless steel V2A hexagonal screws.

Specification			Fit	PU	Ord. no.
Steel, hot galvanized	two-part	round/flat	ø 8-10/30 mm	50	1340
Steel, hot galvanized	two-part	round/flat	ø 8-10/40 mm	50	1346
Steel, hot galvanized	two-part	flat/flat	30/30 mm	50	1343
Steel, hot galvanized	two-part	flat/flat	40/40 mm	50	2044
Steel, hot galvanized	two-part	round/round	ø 8-10/ø 8-10 mm	50	1339
Stainless steel V2A	two-part	round/flat	ø 8-10/30 mm	50	2012
Stainless steel V2A	two-part	flat/flat	30/30 mm	50	2014
Stainless steel V2A	two-part	round/round	ø 8-10/ø 8-10 mm	50	2016
Copper	two-part	round/round	ø 8-10/ø 8-10 mm	50	1337
Steel, hot galvanized	three-part	round/round	ø 8-10/ø 8-10 mm	50	111 339
Copper	three-part	round/round	ø 8-10/ø 8-10 mm	50	111 337
Copper-steel, hot galv.	three-part	round/flat	ø 8-10/30 mm	50	1342 Z
Stainless steel V2A	three-part	round/round	ø 8-10/ø 8-10 mm	50	910 579

Vario-Disconnection clamp



Ord. no. 1341



Ord. no. 1345

Vario-Disconnection clamp, for test joints round/round; mounted with two M10 hexagonal screws stainless steel V2A.

Specification			Fit	PU	Ord. no.
Steel, hot galvanized	two-part	round/round	ø 8-10/ø 16 mm	50	1341
Aluminium	two-part	round/round	ø 8-10/ø 16 mm	50	1344
Copper	two-part	round/round	ø 8-10/ø 16 mm	50	111 341
Stainless steel V2A	two-part	round/round	ø 8-10/ø 16 mm	50	2006
Copper-steel, hot galv.	three-part	round/round	ø 8-10/ø 16 mm	50	1348 Z
Steel, hot galvanized	three-part	round/round	ø 8-10/ø 16 mm	50	1345
Aluminium	three-part	round/round	ø 8-10/ø 16 mm	50	111 344
Copper	three-part	round/round	ø 8-10/ø 16 mm	50	111 345
Stainless steel V2A	three-part	round/round	ø 8-10/ø 16 mm	50	2007
Steel, hot galv.-copper	three-part	round/round	ø 8-10/fl.30/ø 16 mm	50	1349 Z
Copper-steel, hot galv.	three-part	round/round	ø 8-10/ø 8-10 mm	50	1343 Z

Vario-Connection clamp, two-part



Ord. no. 1342

Vario-Connection clamp,
for flat/round and flat/flat connections; mounted with two M10 screws steel, hot galvanized.

Specification			Fit	PU	Ord. no.
Steel, hot galvanized	two-part	round/flat	ø 8-10/30 mm	50	1342
Steel, hot galvanized	two-part	round/flat	ø 8-10/40 mm	50	2043
Steel, hot galvanized	two-part	flat/flat	30/30 mm	50	1347

More information about the bimetal Vario-clamp can be found on pages 62 and 63.

System Vario-clamp M8-Plus

NEW

with M8 screws, made of material 30x3 mm

The **original system Vario-clamp M8-Plus**, is a reasonably priced, practical solution for connecting differently shaped conductors. All parts are manufactured using punching technology and are interchangeable.
Benefits: The patented cylindrical attachment on the upper part significantly improves installation.


ø 8-10/8-10 mm


ø 8-10/16 mm


ø 8-10/30x3.5 mm


30x3.5/30x3.5 mm


System Bimetal
ø 8-10/30x3.5 mm

Vario-Disconnection clamp M8-Plus,

for test joints round/flat, flat/flat und round/round; mounted with two M8 V2A hexagonal screws.

Specification			Fit	PU	Ord. no.
Steel, hot galvanized	two-part	round/flat	ø 8-10 / 30 mm	50	111 716
Steel, hot galvanized	two-part	flat/flat	30 / 30 mm	50	111 718
Steel, hot galvanized	two-part	round/round	ø 8-10 / ø 8-10 mm	50	111 710
Stainless steel V2A	two-part	round/flat	ø 8-10 / 30 mm	50	111 717
Stainless steel V2A	two-part	flat/flat	30 / 30 mm	50	111 719
Stainless steel V2A	two-part	round/round	ø 8-10 / ø 8-10 mm	50	111 711
Copper	two-part	round/round	ø 8-10 / ø 8-10 mm	50	111 712
Steel, hot galvanized	three-part	round/round	ø 8-10 / ø 8-10 mm	50	111 713
Copper	three-part	round/round	ø 8-10 / ø 8-10 mm	50	111 715
Copper-steel, hot galv.	three-part	round/flat	ø 8-10 / 30 mm	50	111 727
Stainless steel V2A	three-part	round/round	ø 8-10 / ø 8-10 mm	50	111 714

Sure torque transmission thanks to a better form fit. (open-ended spanner rests securely on the screw head).

Screw head sits higher due to collar

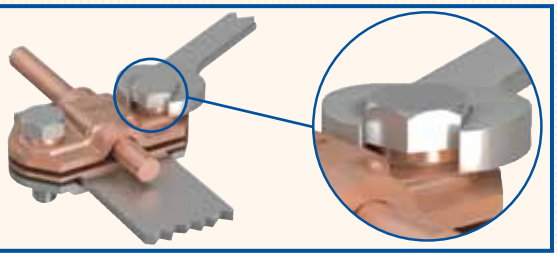

Vario-Disconnection clamp M8-Plus,

for test joints round/round; mounted with two hexagonal screws M8 stainless steel V2A.

Specification			Fit	PU	Ord. no.
Steel, hot galvanized	two-part	round/round	ø 8-10 / ø 16 mm	50	111 720
Copper	two-part	round/round	ø 8-10 / ø 16 mm	50	111 722
Stainless steel V2A	two-part	round/round	ø 8-10 / ø 16 mm	50	111 721
Steel, hot galvanized	three-part	round/round	ø 8-10 / ø 16 mm	50	111 723
Copper	three-part	round/round	ø 8-10 / ø 16 mm	50	111 725
Stainless steel V2A	three-part	round/round	ø 8-10 / ø 16 mm		111 724
Copper-steel, hot galv.	three-part	round/round	ø 8-10 / ø 16 mm	50	111 728
Steel, hot galv.-copper	three-part	round/round	ø 8-10/fl.30/ø 16 mm	50	111 729
Copper-steel, hot galv.	three-part	round/round	ø 8-10 / ø 8-10 mm	50	111 726

Test plates used for Vario-Disconnection clamp and Vario-Disconnection clamp M8-Plus on page 66.



NEW

Vario-Disconnection clamp M8-Plus


Ord. no. 111 717


Ord. no. 111 727


Ord. no. 111 714

NEW

Vario-Disconnection clamp M8-Plus


Ord. no. 111 721


Ord. no. 111 724

Saddle clamps

Multi-Plus terminal clamp



Ord. no. 111 270

Saddle clamp



Ord. no. 1334

Saddle clamp



Ord. no. 111 680

Saddle clamp



Ord. no. 1292

Cross-saddle clamp



Ord. no. 1297



Ord. no. 1296

Multi-Plus, metal sheet terminal and connection clamp, with at least 10 cm² contact surface for metal sheet connections. **Clamping range max. 8 mm.**

Specification	Fit	PU	Ord. no.
Steel, hot galvanized	ø 8 - 10 mm	50	111 270
Steel, hot galvanized with V2A-screw	ø 8 - 10 mm	50	111 270 S
Aluminium 4 mm	ø 8 mm	50	111 271
Aluminium 4 mm with V2A-screw	ø 8 mm	50	111 271 S
Copper	ø 8 mm	50	111 272
Stainless steel V2A	ø 8- 10 mm	50	111 273
Bimetal aluminium/copper	ø 8 mm	50	111 274

All specifications also available with fitting ø 4-6 mm.

Saddle clamp with at least 10 cm² contact surface for metal sheet connections. **Clamping range max. 5 mm.**

Specification	Fit	PU	Ord. no.
Steel, hot galvanized	ø 8 mm	50	1334
Copper	ø 8 mm	50	1336
Aluminium/stainless steel V2A	ø 8 mm	50	1335

Saddle clamp for secure contact connection to metal sheets and constructions. **Clamping range max. 6 mm.**

Specification	Fit	PU	Ord. no.
Steel, hot galvanized	ø 8-10 mm	50	111 680
Copper	ø 8 mm	50	111 681
Aluminium/stainless steel V2A	ø 8 mm	50	111 682
Stainless steel V2A	ø 8-10 mm	50	111 683
Bimetal copper/aluminium	ø 8 mm	50	111 684

Saddle clamp for the connection to saddles, lengthwise and crosswise conductor installation. **Clamping range max. 5 mm.**

Specification	Fit	PU	Ord. no.
Steel, hot galvanized	ø 8-10 mm	50	1292
Copper	ø 8-10 mm	50	1293
Stainless steel V2A	ø 8-10 mm	50	910 105
Aluminium	ø 8-10 mm	50	1263

Cross-saddle clamp mounted with four cylinder head screws M6 V2A. Upper part securely riveted, for lengthwise and crosswise conductor installation. **Clamping range max. 8 mm.**

Specification	Fit	PU	Ord. no.
Steel, hot galvanized	ø 8-10 mm	50	1297
Copper	ø 8-10 mm	50	1298
Stainless steel V2A	ø 8-10 mm	50	1299
Aluminium	ø 8-10 mm	50	1264
Zinc die-cast **clamping range max. 5 mm**	ø 8-10 mm	50	1296

Terminal clamp, heavy-duty type

- Secure contact connections to steel constructions with max. 52 mm clamping range.
- Variable connections through rotating terminal lugs. (360°).
- Connection with KS-Connector, Vario-clamp or with perforated strip possible.
- Mounted with spring lock washer and stainless steel M10 bolt in hazardous areas.

Specification	Clamping range	Fit	PU	Ord. no.
Terminal clamp (heavy-duty type) with terminal lug (bore hole ø 11 mm)				
Steel, hot galvanized	5 - 19 mm		25	111 384
Steel, hot galvanized	19 - 36 mm		25	111 385
Steel, hot galvanized	36 - 52 mm		25	111 386
Stainless steel V2A	5 - 19 mm		25	111 387
Stainless steel V2A	19 - 36 mm		25	111 388
Stainless steel V2A	36 - 52 mm		25	111 389
Terminal clamp (heavy-duty type) with double terminal clamp				
Steel, hot galvanized	5 - 19 mm	ø 8-10 mm	25	111 884
Steel, hot galvanized	19 - 36 mm	ø 8-10 mm	25	111 885
Steel, hot galvanized	36 - 52 mm	ø 8-10 mm	25	111 886
Stainless steel V2A	5 - 19 mm	ø 8-10 mm	25	111 887
Stainless steel V2A	19 - 36 mm	ø 8-10 mm	25	111 888
Stainless steel V2A	36 - 52 mm	ø 8-10 mm	25	111 889

Terminal clamp

Terminal clamp for the secure contact connections to metal sheets and steel constructions.

Specification	Clamping range	Fit	PU	Ord. no.
Steel, hot galvanized	1 - 5 mm	ø 6-8 mm	50	111 685
Copper	1 - 5 mm	ø 6-8 mm	50	111 686
Aluminium/stainless steel V2A	1 - 5 mm	ø 6-8 mm	50	111 687
Stainless steel V2A	1 - 5 mm	ø 6-8 mm	50	111 688
Bimetal copper/aluminium	1 - 5 mm	ø 6-8 mm	50	111 689

Terminal clamp for steel constructions. Lengthwise and crosswise connections possible.

Specification	Clamping range	Fit	PU	Ord. no.
Steel, hot galvanized	5 - 18 mm	ø 8-10 mm	50	111 381
Stainless steel V2A	5 - 18 mm	ø 8-10 mm	50	111 382

Terminal clamp for steel constructions. Lengthwise and crosswise connections possible.

Specification	Clamping range	Fit	PU	Ord. no.
Terminal clamp with KS-Connector				
Steel, hot galvanized	5 - 18 mm	ø 6-10 mm	25	1379
Steel, hot galvanized	18 - 35 mm	ø 6-10 mm	25	111 379
Stainless steel V2A	5 - 18 mm	ø 6-10 mm	25	2002
Stainless steel V2A	18 - 35 mm	ø 6-10 mm	25	111 380
Terminal clamp with claming jaw				
Steel, hot galvanized	5 - 18 mm	ø 8-10 mm	25	1479
Steel, hot galvanized	18 - 35 mm	ø 8-10 mm	25	111 779

Terminal clamp for steel constructions. Lengthwise and crosswise connections possible.

Specification	Clamping range	Fit	PU	Ord. no.
Steel, hot galvanized	max 12 mm	ø 8-10 mm	50	111 376
Red brass	max 12 mm	ø 8-10 mm	50	1377

Terminal clamp, heavy-duty type (patent)



Ord. no. 111 388



Ord. no. 111 887

Terminal clamp (patent)



Ord. no. 111 685

Terminal clamp



Ord. no. 111 381

Terminal clamp



Ord. no. 1379



Ord. no. 1479

Terminal clamp



Ord. no. 111 376

Bimetallic product series

The "right" connection between different materials. J.Pröpster offers a conform to standards clamping system, which is tested and practice-oriented. It provides a practical and economical way of joining and connecting different materials: copper, hot galvanized steel, aluminium, etc.

Benefits:
- Simple handling – no messing about with self-made bimetallic strips.
- Corrosion-free connections between copper wires and wires made of other materials (e.g. steel, aluminium).
- Corrosion-free connections between copper wires and components made of other materials
  - earth lead-in rods
  - test joints
  - skylights
  - metal constructions

Bimetal Multi-clamp three-part



Ord. no. 1274

Bimetal double-connection clamp



Ord. no. 1288

Bimetal connection Vario-clamp



Ord. no. 1342 Z

Bimetal Vario-clamp M8-Plus NEW!



Ord. no. 111 727

Bimetallic bush and bimetallic strips



Ord. no. 1051



Ord. no. 1052



Ord. no. 1053

Bimetal Multi-clamp, **three-part, upper piece**: aluminium.
intermediate plate: bimetal aluminium/copper. **bottom piece:** copper.

Specification	Fit	PU	Ord. no.
Multi-connection clamp aluminium/copper	ø 8 mm	100	1274
Multi-Plus-connection clamp aluminium/copper with guaranteed 10 cm^2 contact surface. (for picture see page 60)	ø 8 mm	50	111 274

Bimetal double connection clamp
For the connection between different materials e.g. aluminium and copper.

Specification	Fit	PU	Ord. no.
Upper plate: aluminium + bimetall - plate	ø 8 mm	100	1288
Upper plate: copper + bimetall - plate	ø 8 mm	100	1289

Bimetal Vario-clamp
with M10 screw, made of material 40x4 mm.

Specification	Fit	PU	Ord. no.
Round copper on flat steel, hot galvanized	ø 8-10/ fl. 30 mm	50	1342 Z
Round copper on round (ø 16) steel, hot galvanized	ø 8-10/ø 16 mm	50	1348 Z
Round copper on round/flat steel, hot galvanized	ø 16/fl. 30/ø 8-10 mm	50	1349 Z
Round copper on round steel, hot galvanized	ø 8-10/ø 8-10 mm	50	1343 Z

Bimetal Vario-clamp M8-Plus
with M8 screw, made of material 30x3 mm.

Specification	Fit	PU	Ord. no.
Round copper on flat steel, hot galvanized	ø 8-10/ fl. 30 mm	50	111 727 NEW!
Round copper on round (ø 16) steel, hot galvanized	ø 8-10/ø 16 mm	50	111 728 NEW!
Round copper on round/flat steel, hot galvanized	ø 16/fl. 30/ø 8-10 mm	50	111 729 NEW!
Round copper on round steel, hot galvanized	ø 8-10/ø 8-10 mm	50	111 726 NEW!

Bimetallic bush and strips
for corrosion resistant connections between steel/aluminium and copper.

Specification	Length	Fit	PU	Ord. no.
Aluminium outside/ copper inside	40 mm	ø 8 mm	100	1051
Aluminium inside/ copper outside	40 mm	ø 8 mm	100	1052
Bimetallic strips 40 mm wide; 0.5 mm thick	500 mm	---	1	1053

Bimetal gutter clamp for secure contact connections between different materials on gutters. Maximum safety due to perfect clamping; no bead damage.

Specification	Fit	PU	Ord. no.
Wire clamp - aluminium Bead clamp - copper	ø 6-8 mm Bead max. ø 20 mm	25	111 674
Wire clamp - stainless steel V2A Bead clamp - copper	ø 6-8 mm Bead max. ø 20 mm	25	111 674 S

Bimetal gutter clamp for secure contact connections between different materials on gutters. Maximum safety due to perfect clamping; no bead damage.

Specification	Fit	PU	Ord. no.
Wire clamp - aluminium Bead clamp - copper	ø 6-8 mm Bead max. ø 20 mm	50	111 679
Wire clamp - stainless steel V2A Bead clamp - copper	ø 6-8 mm Bead max. ø 20 mm	50	111 679 S

Bimetal gutter connection clamp DUO, to connect air termination conductors and down conductors with gutters.

Specification	Fit	PU	Ord. no.
Wire clamp - aluminium; Bead clamp - copper	ø 8 mm Bead ø 15-20 mm	25	1307 Z

Bimetal gutter clamp

Upper piece: Aluminium, **intermediate plate**: Bimetall Al/Cu, **bottom pieces:** both plate copper.

Specification	Fit	PU	Ord. no.
Wire clamp aluminium; Bead clamp copper	ø 8 mm Bead ø 10-20 mm	50	1300 Z

Bimetal saddle clamp, for the connection between different materials.

Specification	Fit	PU	Ord. no.
for wire connections ø 8-10 mm aluminium; on saddles up to 6 mm copper	ø 8-10 mm	50	1290 Z
for wire connections ø 8-10 mm copper on saddles up to 6 mm steel, hot galvanized or aluminium	ø 8-10 mm	50	1297 Z

Bimetal gutter clamp -ideal- (patent)



Ord. no. 111 674

Bimetal gutter clamp -small-



Ord. no. 111 679

Bimetal gutter connection clamp DUO



Ord. no. 1307 Z

Bimetal gutter clamp



Ord. no. 1300 Z

Bimetal saddle clamp three-part



Ord. no. 1290 Z

Rod clamp



Ord. no. 1312

Rod clamp
to connect ø 8-10 mm round conductors to rods ø 16 and 20 mm.

Specification	Fit	PU	Ord. no.
Steel, hot galvanized	ø 8-10 / ø 16 mm	50	1312
Steel, hot galvanized	ø 8-10 / ø 20 mm	50	1313
Stainless steel V2A	ø 8-10 / ø 16 mm	50	1314
Stainless steel V2A	ø 8-10 / ø 20 mm	50	1315

Snow guard clamp



Ord. no. 1311

Snow guard clamp, mounted with cylinder head screw M6 V2A.

Specification	Fit	PU	Ord. no.
Aluminium/stainless steel V2A	ø 8-10 mm	50	1311
Copper	ø 8-10 mm	50	1310

Clamping shoe



Ord. no. 111 365

Clamping shoe, according to EN 62561-1
with one elongated hole ø 9 x 12 mm for screwing on and four holes ø 5.2 mm for riveting!

Specification	Fit	PU	Ord. no.
Steel, hot galvanized	ø 8 mm	100	1365
Copper	ø 8 mm	100	111 366
Aluminium	ø 8 mm	100	111 365
Stainless steel V2A	ø 8 mm	100	111 362



Ord. no. 1397

Clamping shoe, according to EN 62561-1
with one hole ø 10.5 mm for screwing on.

Specification	Fit	PU	Ord. no.
Steel, hot galvanized	ø 8 mm	100	1395
Copper	ø 8 mm	100	1396
Aluminium	ø 8 mm	100	1397
Stainless steel V2A	ø 8 mm	100	111 363



Ord. no. 111 364

Clamping shoe, according to EN 62561-1
with one hole ø 11 mm for screwing on according to the Austrian Standard.

Specification	Fit	PU	Ord. no.
Cast/hot galvanized	ø 8-10 mm	100	111 364

Bridging bracket for connecting and joining of metal structural claddings
(Hole pattern: 4x ø 6.5 mm; 8x ø 5.2 mm)

Specification	Length	PU	Ord. no.
Aluminium	228 mm	100	1369
Copper	228 mm	100	1370
Aluminium with central bore hole ø 10.5 mm	228 mm	100	111 404

Bridging cable, highly flexible, for the connection of metal structural claddings or as expansion piece 16 mm². Copper with aluminium cable lug; pressed airtight.

Specification	Length	PU	Ord. no.
For screws M8	400 mm	50	1371
Copper/aluminium	300 mm	100	1372
For screws M10	400 mm	50	1373
Copper/aluminium	300 mm	100	1374

Additional cable types, lengths and cross sections on request.

Bridging cable set , highly flexible bridging cable set 16 mm² for connecting and joining of metal structural claddings, with Multi-Plus clamping jaws (ø 8 mm / flat).

Specification	Length	PU	Ord. no.
Cable copper/aluminium with	400 mm	25	910 096
two stainless steel V2A - clamps	300 mm	25	910 096 S

Additional cable types, lengths and cross sections on request.

Bridging braid, highly flexible, for the connection of metal structural claddings or as expansion piece (50 mm²). (Hole pattern: 4x ø 6.5 mm; 8x ø 5.1 mm; 2x ø 10.5 mm).

Specification	Length	PU	Ord. no.
Copper	180 mm	100	1375
Aluminium	180 mm	100	1376
Aluminium with central hole ø 10 mm	300 mm	100	911 688

Additional hole patterns on request.

Expansion piece, for the compensation of the temperature-dependent changes in length of air termination conductors, e.g. connection with two multi clamps.

Specification	Length	Fit	PU	Ord. no.
Aluminium AlMgSi 0.5	600 mm	ø 8 mm	25	1380
Copper	600 mm	ø 8 mm	25	911 178

Drilling screw and blind rivet

Specification	Material	Dimensions	PU
DIN 7504 drilling screw WZ10 - hexagonal	Stainless steel V2A	6.3x19 mm	100
Blind rivet DIN 7337	Stainless steel V2A	5.0x12 mm	500
	Stainl. st. V2A/aluminium	5.0x12 mm	500

Additional dimensions on request.

Bridging bracket



Ord. no. 1369

Ord. no. 111 404

Bridging cable



Ord. no. 1371

Bridging cable set

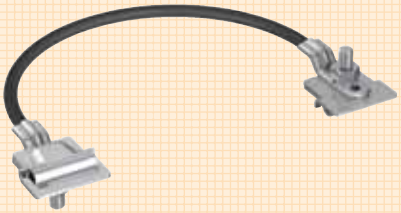

Ord. no. 910 096

Bridging braid



Ord. no. 1375



Ord. no. 1376



Ord. no. 911 688

Expansion piece

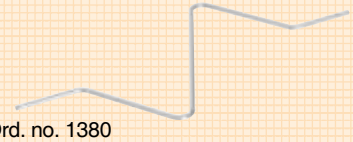

Ord. no. 1380

Drilling screw and blind rivet



DIN 7504



DIN 7337

Number plate

Typ A



Ord. no. 111 624



Ord. no. 1056

Typ B



Ord. no. 111 640

Typ C



Ord. no. 111 620



Ord. no. 111 629

Typ D



Ord. no. 111 639



Ord. no. 111 629

Number plate

Used for marking test joints on conductors and rods.
State the desired number when ordering.

Specification	Fit	PU	Ord. no.
Type A: Number plate, **without numbers**, for flexible use with hand punches.			
Aluminium	ø 8-10 mm	100	111 624
Aluminium	ø 16 mm	200	111 625
Aluminium	fl. 30 mm	100	111 626
Copper	ø 8-10 mm	100	111 627
Copper	ø 16 mm	100	111 628
Hand punches 0-9, size 10 mm		1	1059
Type A: Number plate, **including stamped in numbers, customised**			
Aluminium	ø 8-10 mm	1	1056
Aluminium	ø 16 mm	1	1057
Aluminium	fl. 30 mm	1	1058
Copper	ø 8-10 mm	1	1060

Specification	PU	Ord. no.
Type B: Test plate, with hole spacing of 28 - 38 mm, suitable for number plates		
Aluminium	100	111 640
Copper	100	111 641

Example of application:



Specification	PU	Ord. no.
Type C: Test plate, suitable for Vario-Disconnection clamp.		
Aluminium	100	111 620
Copper	100	111 623
Test badge	20	111 629

Test badge with company logo on request.

Example of application:



Specification	PU	Ord. no.
Type D: Test plate, for test badge max ø 50 mm (e.g. **test badge**) with hole spacing of 28 - 38 mm, suitable for Vario-Disconnection clamp M8-Plus		
Stainless steel V2A	100	111 639
Stainless steel V2A/ coppered	100	111 638
Test badge	20	111 629

Test badge with company logo on request.

Example of application:



Inspection door to be used for flush-mounted test joints.

Specification	Mounting dimensions	PU	Ord. no.
Steel, hot galvanized, stamped	155 x 205 mm	1	1044
Stainless steel V2A, stamped	155 x 205 mm	1	1040
Copper, patinated	155 x 205 mm	1	1050
Copper	155 x 205 mm	1	111 582
Steel, hot galvanized, stamped	140 x 250 mm	1	1041
Stainless steel V2A, stamped	140 x 250 mm	1	1045
Steel, hot galvanized with angular frame	150 x 200 mm	1	1054

Test joint box to be used for flush-mounted and concrete building installations with integrated test joint and flexible connection cable for round conductor ø 8-10 mm or flat strips.

Specification	PU	Ord. no.
Test joint box made of unbreakable plastic 142 x 142 x 70 mm with built-in test joint and flexible insulated connection rope. Cover made of stainless steel V2A	1	111 580

Example of application:



Earth electrode inspection housing
for underfloor installation. Heavy-duty type - can be driven over.

Specification	Mounting dimensions	PU	Ord. no.
Grey cast iron black; opening: oval			
without test joint	230 x 150 x 120 mm	1	1055
with built-in test joint	230 x 150 x 120 mm	1	1043
Stainless steel V2A; opening: rectangular; V2A-cover; material thickness: **6 mm**			
without test joint	260 x 210 x 120 mm	1	1055 S1
with built-in test joint	260 x 210 x 120 mm	1	1043 S1

Inspection door



Ord. no. 1044



Ord. no. 1045

Test joint box



Ord. no. 111 580

Earth electrode inspection housing



Ord. no. 1055



Ord. no. 1055 S1

Rainwater downpipe clamp

Universal downpipe clamp



Ord. no. 111 212

Universal downpipe clamp (cut to length as needed) - with holes ø 9 mm, hexagonal screws M8 and nuts. **Benefits:** Only two types, for all common diameters of downpipes.

Specification	Fit	PU	Ord. no.
Steel, hot galvanized	ø 60 - 120 mm	25	111 214
Aluminium	ø 60 - 120 mm	25	111 212
Copper	ø 60 - 120 mm	25	111 210
Stainless steel V2A	ø 60 - 120 mm	25	111 216
Steel, hot galvanized	ø 90 - 150 mm	25	111 215
Aluminium	ø 90 - 150 mm	25	111 213
Copper	ø 90 - 150 mm	25	111 211
Stainless steel V2A	ø 90 - 150 mm	25	111 217

Additional diameters on request.

Note: Holder for insulated conductor fastening to the downpipe see page 33.

Downpipe clamp



Ord. no. 111 100

Downpipe clamp, hexagonal screws M8 and nuts, according to EN 62561-1.

Specification	Fit	PU	Ord. no.
Steel, hot galvanized	ø 100 mm	25	111 100
Steel, hot galvanized	ø 120 mm	25	111 120
Copper	ø 100 mm	25	111 205
Copper	ø 120 mm	25	111 207

Additional dimensions with fixed measurements on request!

Note: Holder for insulated conductor fastening to the downpipe see page 33.

Earthing pipe clamp



Ord. no. 111 654

Earthing pipe clamp for cross section of earthing connections **lengthwise and crosswise from 6 - 50 mm²**.

Specification	Fit	Fit in inch	PU	Ord. no.
Steel, hot galvanized	ø 13.5 - 17.2 mm	1/4" - 3/8"	100	111 650
Steel, hot galvanized	ø 21.3 - 26.9 mm	1/2" - 3/4"	25	111 651
Steel, hot galvanized	ø 33.7 mm	1"	50	111 652
Steel, hot galvanized	ø 42.4 - 48.3 mm	1 1/4" - 1 1/2"	50	111 653
Copper	ø 13.5 - 17.2 mm	1/4" - 3/8"	50	111 654
Copper	ø 21.3 - 26.9 mm	1/2" - 3/4"	50	111 655
Copper	ø 33.7 mm	1"	50	111 656

Earthing pipe clamp



Ord. no. 111 261

Earthing pipe clamp for cross section of connecting conductors from 6 - 50 mm².

Specification	Fit	Fit in inch	PU	Ord. no.
Copper/galvanized Sn	ø 17.2 - 26.9 mm	3/8" - 3/4"	75	111 261
Copper/galvanized Sn	ø 25 - 36 mm	~ 3/4" - 1"	50	298 900

Earthing pipe clamp for antenna standpipes. For pipe diameters from 1”- 6”, cross-section of connecting conductor from 10 mm² (ø 4 mm) to max. 50 mm² (ø 8 mm).

Specification	Fit	Fit in inch	PU	Ord. no.
Stainless steel V2A	ø 33.7 - 88.9 mm	1”- 3”	25	111 390
	ø 33.7 - 168 mm	1”- 6”	25	111 391
Steel, hot galvanized	ø 33.7 - 88.9 mm	1”- 3”	25	111 393
	ø 33.7 - 168 mm	1”- 6”	25	111 394

Note: Holder for insulated conductor fastening to the downpipe see page 33.

Earthing pipe clamp for steel and copper pipes ranging between ø 17-115 mm, for for cross section of connecting conductors from 4 mm² (ø 2.3 mm) to max. 50 mm² (ø 8 mm).

Specification	Fit	Fit in inch	PU	Ord. no.
Stainless steel V2A	ø 17 - 50 mm	3/8”- 1 1/2”	25	111 441
Stainless steel V2A	ø 27 - 115 mm	3/4”- 4”	25	111 442

Turnbuckle without strip for antenna standpipes for for cross section of connecting conductors from 10 mm² (ø 4 mm) to max. 50 mm² (ø 8 mm).

Specification	PU	Ord. no.
Stainless steel V2A	50	111 392
Steel, hot galvanized	50	111 395

Note: Holder for insulated conductor fastening to the downpipe see page 33.

Turnbuckle without strip for for cross section of connecting conductors from 4 mm² (ø 2.3 mm) to max. 50 mm² (ø 8 mm).

Specification	PU	Ord. no.
Stainless steel V2A	100	111 449

Stainless steel tensioning strap in a practical box for cutting individual lengths.

Specification	Fit	Length	PU	Ord. no.
Strip Stainless steel V2A	22 x 0.4 mm	25 m	1	913 825
Strip Stainless steel V2A	22 x 0.4 mm	50 m	1	913 831

Earthing pipe clamp for steel and copper pipes between ø 10 - 50 mm, for conductors from 2.5 mm² to 16 mm².

Specification	Fit	Fit in inch	PU	Ord. no.
Grip head steel, hot galvanized	ø 10.2 - 48.3 mm	1/8” - 1 1/2”	50	111 260
Grip strip bronze/nickel-plated	ø 33.7 - 115 mm	1" - 4”	25	111 440

Earthing pipe clamp for antenna standpipes



Ord. no. 111 390

Earthing pipe clamp



Ord. no. 111 442

Turnbuckle



Ord. no. 111 392



Ord. no. 111 449

Tensioning strap



Ord. no. 913 825

Earthing pipe clamp



Ord. no. 111 260

Earthing pipe clamp



Ord. no. 1244

Earthing pipe clamp for pipes, made of stainless steel V2A or steel, hot galvanized according to EN 62561-1.

Specification	Fit	Fit in inch	PU	Ord. no.
Steel, hot galvanized	ø 17.2 mm	3/8”	25	1240
Steel, hot galvanized	ø 21.3 mm	1/2”	25	1241
Steel, hot galvanized	ø 26.9 mm	3/4”	25	1242
Steel, hot galvanized	ø 33.7 mm	1”	25	1243
Steel, hot galvanized	ø 42.4 mm	1 1/4”	25	1244
Steel, hot galvanized	ø 48.3 mm	1 1/2”	25	1245
Steel, hot galvanized	ø 54.5 mm	1 3/4”	25	1249
Steel, hot galvanized	ø 60.3 mm	2”	25	1246
Steel, hot galvanized	ø 76.1 mm	2 1/2”	25	1247
Steel, hot galvanized	ø 88.9 mm	3”	25	1248
Steel, hot galvanized	ø 114.3 mm	4”	25	910 286
Stainless steel V2A	ø 17.2 mm	3/8”	25	111 240
Stainless steel V2A	ø 21.3 mm	1/2”	25	111 241
Stainless steel V2A	ø 26.9 mm	3/4”	25	111 242
Stainless steel V2A	ø 33.7 mm	1”	25	111 243
Stainless steel V2A	ø 42.4 mm	1 1/4”	25	111 244
Stainless steel V2A	ø 48.3 mm	1 1/2”	25	111 245
Stainless steel V2A	ø 54.5 mm	1 3/4”	25	111 249
Stainless steel V2A	ø 60.3 mm	2”	25	111 246
Stainless steel V2A	ø 76.1 mm	2 1/2”	25	111 247
Stainless steel V2A	ø 88.9 mm	3”	25	111 248
Stainless steel V2A	ø 114.3 mm	4”	25	910 572

Earthing pipe clamp also available in copper.

KS-Connector, single



Ord. no. 1360



Ord. no. 1359



Ord. no. 1462

KS-Connector, single

Clamp screw with M10 hexagonal nut suitable for ø 6-10 mm round conductors.

Specification	Fit	PU	Ord. no.
Steel, hot galvanized/aluminium	ø 6-10 mm	100	1360
Copper-alloy	ø 6-10 mm	100	1361
Stainless steel V2A	ø 6-10 mm	100	1362
Steel, hot galvanized with square clamping bracket	ø 8-10 mm	100	1359
Stainless steel **V4A**	ø 8-10 mm	100	1462

Multi-clamping jaw



Ord. no. 1270 S3

Multi-clamping jaw,

suitable for round conductor max. ø 10 mm,with carriage bolt M10 and nut.

Specification	Fit	PU	Ord. no.
Steel, hot galvanized	ø 8 - 10 mm	100	1270 S3
Aluminium	ø 8 mm	100	1271 S
Stainless steel V2A	ø 8 - 10 mm	100	1273 S1

Earth lead-in rods
Connection clamps
Earth Rods
Fixed earthing terminals



Earth lead-in rods

Earth lead-in rods



Ord. no. 101 000

Earth lead-in rods, according to EN 62561-2, ø 16 mm, with chamfered edges.

Specification	Length	Fit	PU	Ord. no.
Steel, hot galvanized	750 mm	ø 16 mm	10	100 750
Steel, hot galvanized	1000 mm	ø 16 mm	10	101 000
Steel, hot galvanized	1200 mm	ø 16 mm	10	101 200
Steel, hot galvanized	1500 mm	ø 16 mm	10	101 500
Steel, hot galvanized	2000 mm	ø 16 mm	10	101 002
E-Copper	1000 mm	ø 16 mm	10	101 005
E-Copper	1200 mm	ø 16 mm	10	101 205
E-Copper	1500 mm	ø 16 mm	10	101 505
Stainless steel V2A	1000 mm	ø 16 mm	10	102 005
Stainless steel V2A	1200 mm	ø 16 mm	10	102 205
Stainless steel V2A	1500 mm	ø 16 mm	10	102 505
Stainless steel V4A	1000 mm	ø 16 mm	10	103 137
Stainless steel V4A	1200 mm	ø 16 mm	10	102 207
Stainless steel V4A	1500 mm	ø 16 mm	10	910 347

Connection clamps for earth lead-in rods see page 77.

Earth lead-in rods

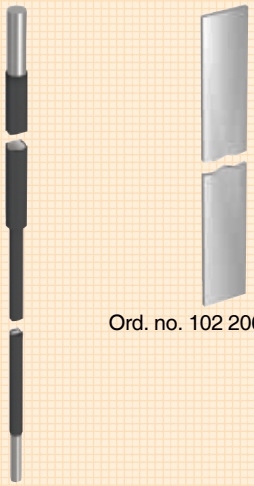

Ord. no. 102 206 S1

Ord. no. 102 075

Earth lead-in rods with terminal lug for connecting down conductors to the earth termination system, corrosion resistant type, shrink-on tube insulated earth entry.

Specification	Fit / Length	PU	Ord. no.
Steel, hot galvanized	ø 16 = 750 / 1000 = ø 10 mm	10	102 075
Steel, hot galvanized	ø 16 = 1000 / 1000 = ø 10 mm	10	102 100
Steel, hot galvanized	ø 16 = 1200 / 1000 = ø 10 mm	10	102 120
Steel, hot galvanized	ø 16 = 1500 / 1000 = ø 10 mm	10	102 150
Stainless steel V2A 30 x 3.5 mm	2000 mm	10	102 206
Stainless steel V4A 30 x 3.5 mm	2000 mm	10	102 206 S1

Rods also available without insulation!

Note: Insulated down conductor (protection against touch voltage) see page 109.

Terminal lug



Ord. no. 102 211

Ord. no. 102 213

Terminal lug, straightened, with PVC cover, 60 mm is stripped on one side.

Specification	Fit	Length	PU	Ord. no.
Steel, hot galvanized	ø 10 mm	1500 mm	10	102 211
Steel, hot galvanized	ø 10 mm	3200 mm	10	102 212

Additional lengths on request!

Terminal lug, stainless steel V4A, straightened.

Specification	Fit	Length	PU	Ord. no.
Stainless steel V4A	ø 10 mm	1500 mm	10	102 213
Stainless steel V4A	ø 10 mm	3200 mm	10	102 214

Additional lengths on request!

Cross profiled earth rod, 50x50x3 mm.

Specification	Length	PU	Ord. no.
Steel, hot galvanized	1000 mm	5	110 100
Steel, hot galvanized	1500 mm	5	110 150
Steel, hot galvanized	2000 mm	5	110 200
Steel, hot galvanized	2500 mm	5	110 205
Steel, hot galvanized	3000 mm	5	110 300

Additional lengths on request!

Earth plate according to EN 62305-3 Tab. 7.

Specification	Length	PU	Ord. no.
Steel, hot galvanized, with terminal lug	500x500x3 mm	1	110 140
(ø 10 mm, insulated, length 1.5 m)	1000x500x3 mm	1	110 145
Copper, with welded connection	500x500x2 mm	1	110 130
cable (copper, 50 mm²; length 1.5 m)	1000x500x2 mm	1	110 135

Additional dimensions on request.

Clamping piece suitable for round conductors as a distance holder for installing foundation earth electrodes. **Benefits:** Infinitely adjustable height for different foundations (soil, blinding layer).

Specification	Fit	PU	Ord. no.
Steel, bare	ø 10 mm / fl. 30 x 3.5 mm	50	1321
Steel, hot galvanized	ø 10 mm / fl. 30 x 3.5 mm	50	1321 S

Example of application:



Spacer for foundation earth electrodes. Suitable for ø 10 mm round conductors and 30 x 3.5 mm strip.

Specification	Length	PU	Ord. no.
Steel, hot galvanized	280 mm	50	1319

Protection measures against step voltages in shelter hats

Wire mesh mat

Specification	Dimensions (L x B)	PU	Ord. no.
Stainless steel V4A (ø 4 mm)	2,0 m x 1,0 m	1	912 125
Stainless steel V4A (ø 4 mm)	1,0 m x 1,0 m	1	912 126

Connection- / terminal clamp
completely made of stainless steel V4A.

Specification	Fit	PU	Ord. no.
Multi-clamp Mini (connection clamp)	ø 4-6 / ø 4-6 mm	100	111 313
Multi-clamp (terminal clamp)	ø 10 / ø 4-6 mm	100	111 319

Example see page 16

Cross profiled earth rod



Ord. no. 110 200

Earth plate



Ord. no. 110 130

Clamping piece



Ord. no. 1321 S

Spacer



Ord. no. 1319

Wire mesh mat NEW!

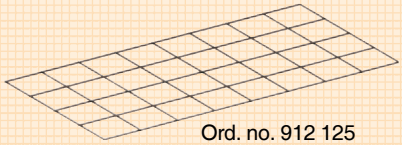

Ord. no. 912 125

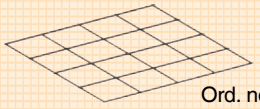

Ord. no. 912 126

Connection clamp



Ord. no. 111 313

Terminal clamp



Ord. no. 111 319

Connection Clamp

Diagonal cross clamp



Ord. no. 111 353

Diagonal cross clamp, heavy-duty type

with two M10 screws for T- , cross and parallel connections, flat and round.

Specification			Fit	PU	Ord. no.
Steel, hot galvanized	two-part	flat/round	fl. 30 / ø 8-10 mm	50	1354
Steel, hot galvanized		flat/flat	fl. 30 / fl. 30 mm	50	111 352
Steel, hot galvanized		rd./rd.	ø 8-10 / ø 8-10 mm	50	111 353
Steel, hot galvanized		flat/round	fl. 40 / ø 8-10 mm	50	111 354
Stainless steel V2A	two-part	flat/round	fl. 30 / ø 10 mm	50	2008
Stainless steel V2A		flat/flat	fl. 30 / fl. 30 mm	50	2015
Stainless steel V2A		rd./rd.	ø 10 / ø 10 mm	50	2008 S
Stainless steel V4A	two-part	flat/flat	fl. 30 / fl. 30 mm	50	2015 S
Stainless steel V4A		round/flat	ø 10 / fl. 30 mm	50	2008 S1
Stainless steel V4A		rd./rd.	ø 10 / ø 10 mm	50	2008 S2



flat/flat
parallel connector



flat/flat
cross connector



flat/flat/round
parallel cross connector



round/round (ø10 mm)
cross connector



flat/flat/round
parallel connector

USV-clamp



Ord. no. 111 425

USV - clamp

Easy-to-assemble connection system e.g. for earthing conductors in concrete.
Benefits: ◎ consideradly shorter and easier installation process ◎ universal use.

Specification		Fit	PU	Ord. no.
Steel, hot galvanized	flat/round/flat	30 / ø 8-10 / 30 mm	50	111 425
Stainless steel V2A	flat/round/flat	30 / ø 8-10 / 30 mm	50	111 426



flat/flat
connection



flat/flat
T-connection



flat/round ø 8-10
parallel connection



flat/flat connection
and round T-connection



flat/flat/round
cross connection

Multi-Clamp ø 10 mm



Ord. no. 1278

Multi-clamp ø 10 mm, heavy-duty type

universal use as T-, cross and parallel clamp for conductors ø 10 mm.

Specification	Fit	PU	Ord. no.
Steel, hot galvanized	ø 10 mm	75	1278
Stainless steel V2A	ø 10 mm	75	1279
Stainless steel V4A	ø 10 mm	75	1279 S
Copper	ø 10 mm	75	111 280

Connection clamp for different combinations,
ø 6 - 20 mm and flat 30 x 3.5 mm or ø10 mm; with M10 clamping screw.

Specification	Fit		PU	Ord. no.
	Reinforcement	Earthing (flat or round)		
with clamping bracket (Type A)				
Steel, hot galvanized	ø6 - 20 mm	fl. 30x3.5 mm or ø10 mm	25	111 424
Steel, bare	ø6 - 20 mm	fl. 30x3.5 mm or ø10 mm	25	111 423
Stainless steel V2A	ø6 - 20 mm	fl. 30x3.5 mm or ø10 mm	25	111 424 S1
***without clamping bracket (Type B)**				
Steel, hot galvanized	ø6 - 20 mm	fl. 30x3.5 mm	25	111 424 S
Steel, bare	ø6 - 20 mm	fl. 30x3.5 mm	25	111 423 S
Stainless steel V2A	ø6 - 20 mm	fl. 30x3.5 mm	25	111 424 S2

rd. ø 10 / fl. 30 x 3.5 mm



rd. ø 16 / rd. ø 10 mm



rd. ø 16 / fl. 30 x 3.5 mm *



fl. 30 x 3.5 / fl. 30 x 3.5 mm *



rd. ø 20 / fl. 30 x 3.5 mm *



rd. ø 10 / fl. 30 x 3.5 mm



rd. ø 20 / fl. 30 x 3.5 mm



rd. ø 20 / fl. 30 x 3.5 mm *



fl. 30 x 3.5 / fl. 30 x 3.5 mm *



* Connection also without clamping bracket possible (Type B).

Connection clamp for the connection of **flat conductors with the reinforcement.**

Specification		Fit	PU	Ord. no.
Steel, hot galvanized	flat/round	fl. 30/40 mm/ø 30 mm	25	111 421
Steel, bare	flat/round	fl. 30/40 mm/ø 30 mm	25	111 420

Connection clamp for the connection of **round conductors with the reinforcement.**

Specification		Fit	PU	Ord. no.
Steel, hot galvanized	round/round	ø 10 mm / ø 25 mm	25	111 421 S2
Steel, bare	round/round	ø 10 mm / ø 25 mm	25	111 420 S2

Connection clamp

Type A



Ord. no. 111 424

Type B



Ord. no. 111 424 S

Connection clamp



Ord. no. 111 420

Connection clamp



Ord. no. 111 421 S2

Cross connector two-part and three-part



Ord. no. 1322



Ord. no. 1329

Wedge connector



Ord. no. 1320



Ord. no. 1320 S

Cross connector, two-part and three-part.

Specification			Fit	PU	Ord. no.
Steel, hot galvanized	two-part	round/flat	ø 8-10/30 mm	25	1322
Steel, hot galvanized		rd./rd.	ø 8-10/ø 8-10 mm	25	1329
Steel, hot galvanized		flat/flat	30/30 mm	25	1323
Steel, hot galvanized		flat/flat	40/40 mm	25	900 047
Steel, hot galvanized		round/flat	ø 8-10/40 mm	25	910 007
Steel, hot galvanized		rd./rd.	ø 8-10/ø 16 mm	25	1324
Steel, hot galvanized	three-part	round/flat	ø 8-10/30 mm	25	1325
Steel, hot galvanized		flat/flat	30/30 mm	25	1326
Steel, hot galvanized		rd./rd.	ø 8-10/ø 8-10 mm	25	1327 S
Steel, hot galvanized		rd./rd.	ø 8-10/ø 16 mm	25	1327
Stainless steel V2A	two-part	flat/flat	30/30 mm	25	2004
Stainless steel V2A		round/flat	ø 8-10/30 mm	25	2003
Stainless steel V2A		rd./rd.	ø 8-10/ø 8-10 mm	25	2005 S
Stainless steel V2A		rd./rd.	ø 8-10/ø 16 mm	25	2005
Stainless steel V4A	two-part	flat/flat	30/30 mm	25	910 494
Stainless steel V4A		round/flat	ø 8-10/30 mm	25	910 259
Stainless steel V4A		rd./rd.	ø 8-10/ø 8-10 mm	25	910 260

Wedge connector with safety catch, for T-, cross and parallel connections

Installation: Wedge has to be installed crosswise to the conductor.

Specification	Fit	PU	Ord. no.
Steel/electro-galvanized	ø 10/fl. 30 mm or fl. 30/fl. 30 mm	40	1320
Steel/electro-galvanized with hexagonal screw	ø 10/fl. 30 mm or fl. 30/fl. 30 mm	40	1320 S

Example of applications:



Earth rods

Modular plugable according to EN 62561-2.

Specification	Fit	PU	Ord. no.
Earth rod:			
Type A, Steel, hot galvanized with 3-fold knurling	ø 20/1000 mm	10	110 029
	ø 20/1500 mm	10	110 020
	ø 25/1500 mm	5	110 027
	ø 25/1000 mm	5	110 019
Type A, Stainless steel V2A	ø 20/1500 mm	10	110 120
	ø 20/1000 mm	10	910 095
Type A, Stainless steel V4A	ø 20/1500 mm	10	110 121
	ø 20/1000 mm	10	110 122
Type BP, Steel, hot galvanized with lead ball	ø 25/1000 mm	5	110 024
Tubular earth rod:			
Type C, Steel, hot galvanized	ø 25/1500 mm	10	110 021
Type C, Stainless steel V2A	ø 25/1500 mm	10	110 026
Type C, Stainless steel V4A	ø 25/1500 mm	10	110 018

Driving steel darts, suitable for earth rods.

Specification		Fit	PU	Ord. no.
Driving steel dart for ER Type A/ BP/ C	Steel, hot galvanized	ø 20 mm	1	2058
Driving steel dart for ER Type A/ BP	Steel, hot galvanized	ø 25 mm	1	2059

Connection clamp with 2 M10 screws suitable for parallel and cross connections.

Specification		Fit	PU	Ord. no.
Steel, hot galvanized	three-part	ø 8-10 & fl. 30/ ø 16 mm	25	111 355
Steel, hot galvanized		ø 8-10 & fl. 30/ ø 20 mm	25	111 356
Steel, hot galvanized		ø 8-10 & fl. 30/ ø 25 mm	25	111 357
Stainless steel V2A	two-part	ø 10 & fl. 30/ ø 16 mm	25	2009
Stainless steel V2A		ø 10 & fl. 30/ ø 20 mm	25	2010
Stainless steel V2A		ø 10 & fl. 30/ ø 25 mm	25	2011
Stainless steel V4A	two-part	ø 10 & fl. 30/ ø 16 mm	25	2013
Stainless steel V4A		ø 10 & fl. 30/ ø 20 mm	25	2017

Connection clamp, suitable for earth rod and ø 10 mm round conductors.

Specification	Fit	PU	Ord. no.
Steel, hot galvanized	ø 10 & ER ø 20 mm	50	2020
Stainless steel V4A	ø 10 & ER ø 20 mm	50	2018
Steel, hot galvanized	flat 30x3.5; ø 10 & ER ø 25 mm	50	2021
Stainless steel V4A	flat 30x3.5; ø 10 & ER ø 25 mm	50	2025

Earth rod and tubular earth rod

Type A



Ord. no. 110 020

Type BP



Ord. no. 110 024

Type C



Ord. no. 110 018

Driving steel dart



Ord. no. 2058

Connection clamp for earth rod and earth lead-in rod

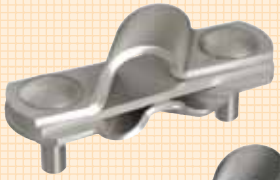

Ord. no. 111 356



Ord. no. 2010

Connection clamp for earth rod



Ord. no. 2020



Ord. no. 2025

МЪЛНИЯТА®

J.PRÖPSTER

over 30 years J.P since 1979

...your strong partner!

МЪЛНИЯТА®

Магазин за мълниезащита

032 / 52 52 15

+359 893 52 52 66

e-mail : info@магазинмълнията.com

www.магазинмълнията.com



© Copyright by J.Pröpster GmbH